


Videocard Benchmarks

Over 1,000,000 Video Cards Benchmarked

Video Card List

Below is an alphabetical list of all Video Card types that appear in the charts. Clicking on a specific Video Card will take you to the chart it appears in and will highlight it for you.



Najnowsze trendy na Zalando.
ZALANDO.PL

🏠

VIDEO CARD

📈

High End

High Mid Range

Low Mid Range

Low End

💰

Best Value

Common

Market Share (30 Days)

🔍

Compare ⁰

🔍

Video Card Mega List

[Search Model](#)

📊


GPU Compute Video Card Chart

Single Video Card

Find Videocard

Videocard Name	Passmark G3D Mark (higher is better)	Rank (lower is better)	Videocard Value (higher is better)	Price (USD)
128 DDR Radeon 9700 TX w/TV-Out	44	1500	NA	NA
128MB DDR Radeon 9800 Pro	66	1442	NA	NA
128MB RADEON X600 SE	49	1485	NA	NA
256MB RADEON X600	67	1435	NA	NA
7900 MOD - Radeon HD 6520G	610	874	NA	NA
A10-8700P	513	977	NA	NA
A6 Micro-6500T Quad-Core APU with RadeonR4	220	1175	NA	NA
ABIT Siluro T400	3	1685	NA	NA
ALL-IN-WONDER 9000	4	1662	NA	NA
ALL-IN-WONDER RADEON 8500DV	5	1651	NA	NA
All-in-Wonder X1900	127	1282	NA	NA
ALL-IN-WONDER X800 GT	84	1388	NA	NA
ASUS EAH4870x2	496	993	NA	NA
Barco MXRT 5400	1161	494	NA	NA
Barco MXRT 5450	992	579	NA	NA

Ad



3D Print Metal for 10x Less

Metal 3D printer for manufacturing end use parts and functional prototypes

Markforged

[Open](#)

Videocard Name	Passmark G3D Mark (higher is better)	Rank (lower is better)	Videocard Value (higher is better)	Price (USD)
Barco MXRT 7500	4319	189	NA	NA
Embedded Radeon E9173	1996	339	NA	NA
Familie de jeu de puces Express Intel 946GZ	7	1627	NA	NA
FireGL T2-128	30	1555	NA	NA
FireGL V3100	52	1472	NA	NA
FireGL V3200	84	1384	NA	NA
FireGL V3300	70	1424	NA	NA
FireGL V3350	68	1431	NA	NA
FireGL V3400	103	1335	NA	NA
FireGL V3600	179	1227	1.12	\$160.99*
FireGL V5100	92	1366	NA	NA
FireGL V5200	114	1306	NA	NA
FireGL V5600	341	1087	NA	NA
FireGL V7200	116	1301	NA	NA
FireGL V7300	128	1280	0.11	\$1.189.99*
FireGL V7350	110	1317	0.07	\$1.523.99*
FireGL V7600	615	870	NA	NA
FireGL V7700	660	823	3.77	\$174.99*
FireGL V8650	550	939	1.67	\$329.99*
FireGL X1	59	1458	NA	NA
FireMV 2200 PCIe	36	1529	0.40	\$89.99*
FireMV 2250	45	1493	0.43	\$105.99*
FireMV 2260	117	1297	1.12	\$104.99*
FireMV 2400 PCIe	11	1613	NA	NA
FirePro 2260	112	1310	NA	NA
FirePro 2270	226	1170	2.16	\$105.06*
FirePro 2450	51	1476	0.18	\$278.00*
FirePro 2460	215	1180	0.80	\$269.99*
FirePro 3D V3700	178	1229	2.10	\$84.99*
FirePro 3D V3750	341	1086	6.71	\$50.88*
FirePro 3D V3800	472	1009	3.15	\$149.99*
FirePro 3D V4800	1168	491	7.31	\$159.99*
FirePro 3D V5700	546	944	1.71	\$319.99*
FirePro 3D V5800	1487	420	4.02	\$369.99*

CPU Benchmarks

Video Card Benchmarks

Hard Drive Benchmarks

RAM

PC Systems

Android

iOS / iPhone

Videocard Name	Passmark G3D Mark (higher is better)	Rank (lower is better)	Videocard Value (higher is better)	Price (USD)
FirePro 3D V7750	545	949	1.56	\$350.00*
Videocard Name	Passmark G3D Mark (higher is better)	Rank (lower is better)	Videocard Value (higher is better)	Price (USD)
FirePro 3D V7800	1867	358	3.11	\$599.99*
FirePro 3D V8700	1206	487	6.03	\$199.99*
FirePro 3D V8750	1271	469	1.03	\$1,230.99*
FirePro 3D V8800	2437	291	5.74	\$424.99*
FirePro 3D V9800	2811	272	1.13	\$2,499.00*
FirePro M2000	620	865	NA	NA
FirePro M4000	1628	399	NA	NA
FirePro M4000 Mobility Pro	1714	384	NA	NA
FirePro M40003	1364	439	NA	NA
Firepro M4100	1059	537	NA	NA
FirePro M4150	1118	512	NA	NA
FirePro M4170	1065	532	NA	NA
FirePro M5100	2102	325	NA	NA
FirePro M5950	1314	452	NA	NA
FirePro M6000 Mobility Pro	1734	378	NA	NA
FirePro M6100	2947	263	NA	NA
FirePro M6100 FireGL V	3487	228	NA	NA
FirePro M7740	665	816	NA	NA
FirePro S10000	5235	153	NA	NA
FirePro S7000	4166	198	NA	NA
FirePro S9000	5059	160	NA	NA
FirePro V3800	472	1008	NA	NA
FirePro V3900	874	644	6.72	\$129.99*
FirePro V4900	1309	453	9.03	\$144.99*
FirePro V5700	464	1015	NA	NA
FirePro V5900	1536	416	4.80	\$319.99*
FirePro V7000 Adapter	3161	246	NA	NA
FirePro V7900	2749	274	22.91	\$119.99*
FirePro V9800 Adapter	2726	275	NA	NA
FirePro W2100	906	626	7.95	\$113.99*
FirePro W4100	1606	401	10.04	\$159.99*
FirePro W4100 Adapter	1692	389	NA	NA

CPU Benchmarks

Video Card Benchmarks

Hard Drive Benchmarks

RAM

PC Systems

Android

iOS / iPhone

Videocard Name	Passmark G3D Mark (higher is better)	Rank (lower is better)	Videocard Value (higher is better)	Price (USD)
FirePro W4170M	1282	461	NA	NA
Firepro W4190M	1262	471	NA	NA
FirePro W4300	2909	267	12.12	\$239.99*
FirePro W5000	3090	252	7.12	\$434.00*
FirePro W5100	3031	257	10.86	\$279.13*
FirePro W5130M	1674	392	NA	NA
Firepro W5170M	2175	318	NA	NA
FirePro W600	1703	388	5.32	\$319.99*
FirePro W7000	4360	186	7.65	\$569.99*
FirePro W7000 Adapter	4105	200	NA	NA
FirePro W7100	5413	144	18.67	\$289.99*
FirePro W7100 Adapter	5553	141	NA	NA
FirePro W7170M	4578	175	NA	NA
FirePro W8000	4673	172	4.46	\$1,048.99*
FirePro W8000 Adapter	4751	167	NA	NA
FirePro W8100	6164	124	5.54	\$1,112.18*
FirePro W8100 Graphic Adapter	7570	102	NA	NA
Videocard Name	Passmark G3D Mark (higher is better)	Rank (lower is better)	Videocard Value (higher is better)	Price (USD)
FirePro W9000	5305	149	1.54	\$3,443.99*
FirePro W9100	7186	109	2.61	\$2,749.99*
FireStream 9250	1164	493	NA	NA
FireStream 9270	1341	446	NA	NA
GeForce 205	126	1285	NA	NA
GeForce 210	170	1236	3.79	\$44.99
GeForce 256	5	1660	0.12	\$42.04*
GeForce 305M	190	1216	NA	NA
GeForce 310	201	1201	1.86	\$108.35*
GeForce 310M	208	1189	NA	NA
GeForce 315	247	1157	7.50	\$32.99*
GeForce 315M	208	1191	NA	NA
GeForce 320M	271	1134	NA	NA
GeForce 405	210	1185	8.52	\$24.64*
GeForce 410M	355	1076	NA	NA
GeForce 505	186	1219	NA	NA

CPU Benchmarks

Video Card Benchmarks

Hard Drive Benchmarks

RAM

PC Systems

Android

iOS / iPhone

Videocard Name	Passmark G3D Mark (higher is better)	Rank (lower is better)	Videocard Value (higher is better)	Price (USD)
GeForce 510	310	1109	4.43	\$69.99*
GeForce 605	323	1096	3.30	\$97.99*
GeForce 6100	21	1589	NA	NA
GeForce 6100 nForce 400	25	1573	NA	NA
GeForce 6100 nForce 405	22	1587	NA	NA
GeForce 6100 nForce 420	25	1572	NA	NA
GeForce 6100 nForce 430	23	1583	NA	NA
GeForce 610M	405	1051	NA	NA
GeForce 615	548	941	NA	NA
GeForce 6150	21	1588	0.15	\$149.99*
GeForce 6150 LE	21	1590	NA	NA
GeForce 6150SE	24	1576	NA	NA
GeForce 6150SE nForce 430	22	1584	NA	NA
GeForce 6200	44	1499	1.11	\$39.99*
GeForce 6200 A-LE	32	1549	NA	NA
GeForce 6200 LE	26	1567	0.65	\$41.24*
GeForce 6200 TurboCache	38	1520	NA	NA
GeForce 6200SE TurboCache	28	1560	NA	NA
GeForce 6500	38	1522	NA	NA
GeForce 6600	62	1449	NA	NA
GeForce 6600 GT	100	1340	1.55	\$64.95*
GeForce 6600 LE	51	1475	NA	NA
GeForce 6610 XL	88	1381	NA	NA
GeForce 6700 XL	95	1357	NA	NA
GeForce 6800	112	1311	2.82	\$39.99*
GeForce 6800 GS	137	1269	NA	NA
GeForce 6800 GS/XT	102	1336	NA	NA
GeForce 6800 GT	142	1257	NA	NA
GeForce 6800 LE	109	1321	NA	NA
GeForce 6800 Ultra	138	1266	NA	NA
GeForce 6800 XT	101	1339	NA	NA
GeForce 7000M	13	1606	NA	NA
GeForce 7000M / nForce 610M	12	1607	NA	NA
Videocard Name	Passmark G3D Mark	Rank (lower is better)	Videocard Value (higher is better)	Price (USD)

CPU Benchmarks		Video Card Benchmarks	Hard Drive Benchmarks	RAM	PC Systems	Android	iOS / iPhone
Videocard Name		Passmark G3D Mark (higher is better)	Rank (lower is better)	Videocard Value (higher is better)	Price (USD)		
	<u>GeForce 7025 / nForce 630a</u>	25	1571	NA	NA		
	<u>GeForce 7050 / nForce 610i</u>	27	1561	NA	NA		
	<u>GeForce 7050 / nForce 620i</u>	31	1552	NA	NA		
	<u>GeForce 7050 / nForce 630i</u>	27	1566	NA	NA		
	<u>GeForce 7050 PV / nForce 630a</u>	22	1586	NA	NA		
	<u>GeForce 705M</u>	455	1019	NA	NA		
	<u>GeForce 7100 / nForce 630i</u>	31	1551	NA	NA		
	<u>GeForce 7100 GS</u>	43	1501	NA	NA		
	<u>GeForce 710A</u>	538	956	NA	NA		
	<u>GeForce 710M</u>	573	913	NA	NA		
	<u>GeForce 7150 / nForce 630i</u>	33	1545	NA	NA		
	<u>GeForce 7150M / nForce 630M</u>	18	1597	NA	NA		
	<u>GeForce 720A</u>	724	756	NA	NA		
	<u>GeForce 7300 GS</u>	66	1440	NA	NA		
	<u>GeForce 7300 GT</u>	108	1323	0.72	\$149.99*		
	<u>GeForce 7300 LE</u>	55	1470	1.74	\$32.00*		
	<u>GeForce 7300 SE</u>	39	1519	NA	NA		
	<u>GeForce 7300 SE/7200 GS</u>	42	1506	NA	NA		
	<u>GeForce 730A</u>	812	681	NA	NA		
	<u>GeForce 7350 LE</u>	74	1415	NA	NA		
	<u>GeForce 7500 LE</u>	69	1429	NA	NA		
	<u>GeForce 7600 GS</u>	134	1274	1.58	\$84.99*		
	<u>GeForce 7600 GT</u>	181	1224	2.13	\$84.95*		
	<u>GeForce 7650 GS</u>	134	1276	NA	NA		
	<u>GeForce 7800 GS</u>	177	1231	NA	NA		
	<u>GeForce 7800 GT</u>	196	1208	2.45	\$80.00*		
	<u>GeForce 7800 GTX</u>	221	1171	NA	NA		
	<u>GeForce 7900 GS</u>	219	1176	NA	NA		
	<u>GeForce 7900 GT</u>	258	1149	NA	NA		
	<u>GeForce 7900 GT/GTO</u>	247	1156	NA	NA		
	<u>GeForce 7900 GTX</u>	306	1112	NA	NA		
	<u>GeForce 7950 GT</u>	264	1144	2.30	\$114.95*		
	<u>GeForce 7950 GX2</u>	201	1202	3.67	\$54.99*		
	<u>GeForce 800A</u>	428	1038	NA	NA		

CPU Benchmarks

Video Card Benchmarks

Hard Drive Benchmarks

RAM

PC Systems

Android

iOS / iPhone

Videocard Name	Passmark G3D Mark (higher is better)	Rank (lower is better)	Videocard Value (higher is better)	Price (USD)
GeForce 800M	555	932	NA	NA
GeForce 8100 / nForce 720a	79	1408	NA	NA
GeForce 810A	638	844	NA	NA
GeForce 810M	490	995	NA	NA
GeForce 8200	79	1407	NA	NA
GeForce 8200M G	56	1467	NA	NA
GeForce 820A	706	777	NA	NA
GeForce 820M	621	863	NA	NA
GeForce 825M	768	714	NA	NA
GeForce 8300	91	1374	4.04	\$22.68*
GeForce 8300 GS	66	1437	NA	NA
GeForce 830A	1004	570	NA	NA
GeForce 830M	913	621	NA	NA
GeForce 8400	100	1341	1.44	\$69.78*
GeForce 8400 GS	112	1313	2.82	\$39.99*
Videocard Name	Passmark G3D Mark (higher is better)	Rank (lower is better)	Videocard Value (higher is better)	Price (USD)
GeForce 8400 SE	68	1432	NA	NA
GeForce 8400M G	58	1459	NA	NA
GeForce 8400M GS	81	1398	5.45	\$14.99*
GeForce 8400M GT	97	1349	NA	NA
GeForce 840A	888	633	NA	NA
GeForce 840M	931	611	NA	NA
GeForce 845M	1151	498	NA	NA
GeForce 8500 GT	136	1271	NA	NA
GeForce 8600 GS	141	1258	NA	NA
GeForce 8600 GT	240	1161	NA	NA
GeForce 8600 GTS	283	1127	NA	NA
GeForce 8600M GS	123	1287	NA	NA
GeForce 8600M GT	168	1238	NA	NA
GeForce 8700M GT	206	1195	NA	NA
GeForce 8800 GS	543	953	NA	NA
GeForce 8800 GT	747	735	NA	NA
GeForce 8800 GTS	605	879	NA	NA
GeForce 8800 GTS 512	833	662	NA	NA

CPU Benchmarks

Video Card Benchmarks

Hard Drive Benchmarks

RAM

PC Systems

Android

iOS / iPhone

Videocard Name	Passmark G3D Mark (higher is better)	Rank (lower is better)	Videocard Value (higher is better)	Price (USD)
<u>GeForce 8800 GTX</u>	761	720	NA	NA
<u>GeForce 8800 Ultra</u>	769	713	NA	NA
<u>GeForce 8800M GTS</u>	474	1007	NA	NA
<u>GeForce 8800M GTX</u>	540	955	NA	NA
<u>GeForce 9100</u>	81	1395	NA	NA
<u>GeForce 9100M G</u>	74	1413	NA	NA
<u>GeForce 910M</u>	500	987	NA	NA
<u>GeForce 9200</u>	80	1405	NA	NA
<u>GeForce 9200M GE</u>	80	1404	NA	NA
<u>GeForce 9200M GS</u>	84	1387	NA	NA
<u>GeForce 920A</u>	919	618	NA	NA
<u>GeForce 920M</u>	741	746	NA	NA
<u>GeForce 920MX</u>	1096	521	NA	NA
<u>GeForce 9300</u>	126	1283	NA	NA
<u>GeForce 9300 / nForce 730i</u>	128	1279	NA	NA
<u>GeForce 9300 GE</u>	100	1342	<u>4.38</u>	<u>\$22.99*</u>
<u>GeForce 9300 GS</u>	91	1373	<u>1.53</u>	<u>\$59.95*</u>
<u>GeForce 9300GE</u>	97	1351	NA	NA
<u>GeForce 9300M G</u>	84	1386	NA	NA
<u>GeForce 9300M GS</u>	93	1359	NA	NA
<u>GeForce 930A</u>	1227	482	NA	NA
<u>GeForce 930M</u>	966	593	NA	NA
<u>GeForce 930MX</u>	1250	474	NA	NA
<u>GeForce 9400</u>	139	1264	NA	NA
<u>GeForce 9400 GT</u>	185	1220	<u>2.32</u>	<u>\$79.99*</u>
<u>GeForce 9400M</u>	118	1295	NA	NA
<u>GeForce 9400M G</u>	123	1286	NA	NA
<u>GeForce 940A</u>	1031	554	NA	NA
<u>GeForce 940M</u>	1008	569	NA	NA
<u>GeForce 940MX</u>	1381	434	NA	NA
<u>GeForce 945M</u>	1558	409	NA	NA
Videocard Name	Passmark G3D Mark (higher is better)	Rank (lower is better)	Videocard Value (higher is better)	Price (USD)
<u>GeForce 9500 GS</u>	276	1131	NA	NA
<u>GeForce 9500 GT</u>	271	1135	<u>3.16</u>	<u>\$85.99*</u>

CPU Benchmarks	Video Card Benchmarks	Hard Drive Benchmarks	RAM	PC Systems	Android	iOS / iPhone
Videocard Name			Passmark G3D Mark (higher is better)	Rank (lower is better)	Videocard Value (higher is better)	Price (USD)
	GeForce 9500M		103	1333	NA	NA
	GeForce 9500M G		166	1241	NA	NA
	GeForce 9500M GS		179	1228	NA	NA
	GeForce 9600 GS		445	1024	NA	NA
	GeForce 9600 GSO		514	976	10.29	\$49.99*
	GeForce 9600 GSO 512		500	986	NA	NA
	GeForce 9600 GT		728	754	18.22	\$39.99*
	GeForce 9600M GS		231	1169	NA	NA
	GeForce 9600M GT		259	1148	NA	NA
	GeForce 9600M GT / GeForce GT 220M		293	1121	NA	NA
	GeForce 9650M GS		270	1137	NA	NA
	GeForce 9650M GT		254	1153	NA	NA
	GeForce 9700M GT		317	1102	NA	NA
	GeForce 9700M GTS		477	1002	NA	NA
	GeForce 9800 GT		706	776	6.79	\$103.99*
	GeForce 9800 GTX		769	712	NA	NA
	GeForce 9800 GTX+		895	630	NA	NA
	GeForce 9800 GTX/9800 GTX+		878	639	9.76	\$89.99*
	GeForce 9800 GX2		797	687	NA	NA
	GeForce 9800 S		635	847	NA	NA
	GeForce 9800M GS		547	943	NA	NA
	GeForce 9800M GT		475	1004	NA	NA
	GeForce 9800M GTS		644	841	NA	NA
	GeForce 9800M GTX		517	972	1.57	\$328.50*
	GeForce 999 GTX		83	1391	NA	NA
	GeForce FX 5200		7	1626	0.11	\$69.99*
	GeForce FX 5200 Ultra		12	1611	NA	NA
	GeForce FX 5200LE		7	1630	0.16	\$42.99*
	GeForce FX 5200SE		11	1612	NA	NA
	GeForce FX 5500		8	1623	0.23	\$36.99*
	GeForce FX 5600		12	1608	NA	NA
	GeForce FX 5600 Ultra		17	1601	NA	NA
	GeForce FX 5600XT		9	1621	NA	NA
	GeForce FX 5700		40	1510	NA	NA

CPU Benchmarks

Video Card Benchmarks

Hard Drive Benchmarks

RAM

PC Systems

Android

iOS / iPhone

Videocard Name	Passmark G3D Mark (higher is better)	Rank (lower is better)	Videocard Value (higher is better)	Price (USD)
<u>GeForce FX 5700 Ultra</u>	34	1539	NA	NA
<u>GeForce FX 5700LE</u>	24	1577	NA	NA
<u>GeForce FX 5700VE</u>	33	1544	NA	NA
<u>GeForce FX 5900</u>	34	1536	NA	NA
<u>GeForce FX 5900 Ultra</u>	41	1509	NA	NA
<u>GeForce FX 5900XT</u>	40	1513	NA	NA
<u>GeForce FX 5950 Ultra</u>	59	1456	NA	NA
<u>GeForce FX Go 5200</u>	8	1622	NA	NA
<u>GeForce FX Go 5600</u>	17	1600	NA	NA
<u>GeForce FX Go5300</u>	12	1610	NA	NA
<u>GeForce FX Go5650</u>	16	1602	NA	NA
<u>GeForce FX Go5700</u>	51	1474	NA	NA
<u>GeForce G 103M</u>	104	1329	NA	NA
Videocard Name	Passmark G3D Mark (higher is better)	Rank (lower is better)	Videocard Value (higher is better)	Price (USD)
<u>GeForce G 105M</u>	112	1314	NA	NA
<u>GeForce G100</u>	99	1343	4.97	\$19.99*
<u>GeForce G102M</u>	93	1361	NA	NA
<u>GeForce G105M</u>	178	1230	NA	NA
<u>GeForce G200</u>	131	1277	NA	NA
<u>GeForce G205M</u>	91	1372	NA	NA
<u>GeForce G210</u>	168	1239	2.67	\$63.13*
<u>GeForce G210M</u>	198	1206	NA	NA
<u>GeForce Go 6100</u>	17	1599	NA	NA
<u>GeForce Go 6150</u>	17	1598	NA	NA
<u>GeForce Go 6200</u>	15	1603	NA	NA
<u>GeForce Go 6400</u>	24	1578	NA	NA
<u>GeForce Go 6600</u>	69	1425	NA	NA
<u>GeForce Go 6600 TE/6200 TE</u>	44	1496	NA	NA
<u>GeForce Go 6800</u>	106	1327	NA	NA
<u>GeForce Go 6800 Ultra</u>	137	1268	NA	NA
<u>GeForce Go 7200</u>	45	1494	NA	NA
<u>GeForce Go 7300</u>	50	1479	NA	NA
<u>GeForce Go 7400</u>	62	1448	NA	NA
<u>GeForce Go 7600</u>	127	1281	NA	NA

CPU Benchmarks

Video Card Benchmarks

Hard Drive Benchmarks

RAM

PC Systems

Android

iOS / iPhone

Videocard Name	Passmark G3D Mark (higher is better)	Rank (lower is better)	Videocard Value (higher is better)	Price (USD)
<u>GeForce Go 7600 GT</u>	165	1245	NA	NA
<u>GeForce Go 7700</u>	147	1254	NA	NA
<u>GeForce Go 7800</u>	114	1305	NA	NA
<u>GeForce Go 7800 GTX</u>	209	1188	NA	NA
<u>GeForce Go 7900 GS</u>	176	1232	NA	NA
<u>GeForce Go 7900 GTX</u>	270	1136	NA	NA
<u>GeForce Go 7950 GTX</u>	263	1145	NA	NA
<u>GeForce GPU</u>	1151	499	NA	NA
<u>GeForce GT 1030</u>	2329	298	<u>25.05</u>	<u>\$92.99</u>
<u>GeForce GT 120</u>	286	1125	<u>8.30</u>	<u>\$34.49*</u>
<u>GeForce GT 120M</u>	265	1143	NA	NA
<u>GeForce GT 130</u>	456	1018	<u>16.30</u>	<u>\$27.99*</u>
<u>GeForce GT 130M</u>	297	1117	NA	NA
<u>GeForce GT 140</u>	747	734	NA	NA
<u>GeForce GT 220</u>	348	1084	<u>4.36</u>	<u>\$79.99*</u>
<u>GeForce GT 220M</u>	256	1152	NA	NA
<u>GeForce GT 230</u>	471	1010	<u>10.72</u>	<u>\$43.99*</u>
<u>GeForce GT 230M</u>	331	1093	NA	NA
<u>GeForce GT 240</u>	648	837	<u>17.07</u>	<u>\$37.99*</u>
<u>GeForce GT 240M</u>	349	1083	NA	NA
<u>GeForce GT 320</u>	551	938	<u>16.87</u>	<u>\$32.69*</u>
<u>GeForce GT 320M</u>	205	1196	NA	NA
<u>GeForce GT 325M</u>	288	1123	NA	NA
<u>GeForce GT 330</u>	555	933	<u>13.89</u>	<u>\$39.99*</u>
<u>GeForce GT 330M</u>	361	1073	NA	NA
<u>GeForce GT 335M</u>	502	985	NA	NA
<u>GeForce GT 340</u>	774	706	<u>14.62</u>	<u>\$52.99*</u>
<u>GeForce GT 415M</u>	318	1100	NA	NA
<u>GeForce GT 420</u>	477	1003	<u>10.39</u>	<u>\$45.99*</u>
Videocard Name	Passmark G3D Mark (higher is better)	Rank (lower is better)	Videocard Value (higher is better)	Price (USD)
<u>GeForce GT 420M</u>	543	954	NA	NA
<u>GeForce GT 425M</u>	627	858	NA	NA
<u>GeForce GT 430</u>	662	821	<u>18.40</u>	<u>\$35.99*</u>
<u>GeForce GT 435M</u>	667	812	NA	NA

CPU Benchmarks

Video Card Benchmarks

Hard Drive Benchmarks

RAM

PC Systems

Android

iOS / iPhone

Videocard Name	Passmark G3D Mark (higher is better)	Rank (lower is better)	Videocard Value (higher is better)	Price (USD)
GeForce GT 440	841	657	12.02	\$69.99*
GeForce GT 445M	1055	538	NA	NA
GeForce GT 520	365	1071	6.09	\$59.99*
GeForce GT 520M	385	1059	6.42	\$59.99*
GeForce GT 520MX	406	1048	NA	NA
GeForce GT 525M	600	884	NA	NA
GeForce GT 530	746	737	15.24	\$49.00*
GeForce GT 540M	649	834	NA	NA
GeForce GT 545	1289	460	23.20	\$55.59*
GeForce GT 550M	721	761	NA	NA
GeForce GT 555M	891	631	NA	NA
GeForce GT 610	349	1082	8.75	\$39.99*
GeForce GT 620	430	1035	10.76	\$39.99*
GeForce GT 620M	575	911	NA	NA
GeForce GT 625	438	1030	NA	NA
GeForce GT 625M	500	988	NA	NA
GeForce GT 630	746	736	21.35	\$34.99*
GeForce GT 630M	691	790	NA	NA
GeForce GT 635	912	622	NA	NA
GeForce GT 635M	701	782	NA	NA
GeForce GT 640	1282	462	21.37	\$59.99*
GeForce GT 640M	973	588	NA	NA
GeForce GT 640M LE	790	697	0.93	\$849.99*
GeForce GT 645	2250	311	NA	NA
GeForce GT 645M	914	620	NA	NA
GeForce GT 650M	1236	480	NA	NA
GeForce GT 705	417	1042	NA	NA
GeForce GT 710	689	793	15.67	\$43.99
GeForce GT 710M	553	936	NA	NA
GeForce GT 720	716	769	13.03	\$54.99*
GeForce GT 720A	660	824	NA	NA
GeForce GT 720M	564	919	NA	NA
GeForce GT 730	921	616	13.17	\$69.99
GeForce GT 730A	742	744	NA	NA

CPU Benchmarks

Video Card Benchmarks

Hard Drive Benchmarks

RAM

PC Systems

Android

iOS / iPhone

Videocard Name	Passmark G3D Mark (higher is better)	Rank (lower is better)	Videocard Value (higher is better)	Price (USD)
GeForce GT 730M	845	655	NA	NA
GeForce GT 735M	677	808	NA	NA
GeForce GT 740	1568	406	16.52	\$94.99*
GeForce GT 740M	791	696	NA	NA
GeForce GT 745A	1144	500	NA	NA
GeForce GT 745M	979	583	NA	NA
GeForce GT 750M	1300	457	NA	NA
GeForce GT 755M	1605	402	NA	NA
GeForce GT 820M	705	779	NA	NA
GeForce GT625M	529	962	NA	NA
GeForce GTS 160M	678	805	NA	NA
Videocard Name	Passmark G3D Mark (higher is better)	Rank (lower is better)	Videocard Value (higher is better)	Price (USD)
GeForce GTS 240	817	678	12.59	\$64.99*
GeForce GTS 250	874	643	7.60	\$114.99*
GeForce GTS 250M	569	917	NA	NA
GeForce GTS 350M	556	931	NA	NA
GeForce GTS 360M	756	725	NA	NA
GeForce GTS 450	1557	410	23.96	\$64.99*
GeForce GTX 1050	4811	165	29.89	\$160.97
GeForce GTX 1050 (Mobile)	4498	177	NA	NA
GeForce GTX 1050 Ti	6078	126	38.00	\$159.99
GeForce GTX 1050 Ti (Mobile)	5989	129	NA	NA
GeForce GTX 1050 Ti with Max-Q Design	5781	137	NA	NA
GeForce GTX 1050 with Max-Q Design	3871	210	NA	NA
GeForce GTX 1060	9098	73	29.98	\$303.48
GeForce GTX 1060 (Mobile)	7633	101	NA	NA
GeForce GTX 1060 3GB	8991	75	52.90	\$169.99
GeForce GTX 1060 5GB	6406	119	NA	NA
GeForce GTX 1060 with Max-Q Design	7857	96	NA	NA
GeForce GTX 1070	11390	43	28.48	\$399.99*
GeForce GTX 1070 (Mobile)	9454	68	NA	NA
GeForce GTX 1070 Ti	12288	31	24.41	\$503.39
GeForce GTX 1070 with Max-Q Design	9440	69	NA	NA
GeForce GTX 1080	12450	28	18.58	\$669.99*

CPU Benchmarks

Video Card Benchmarks

Hard Drive Benchmarks

RAM

PC Systems

Android

iOS / iPhone

Videocard Name	Passmark G3D Mark (higher is better)	Rank (lower is better)	Videocard Value (higher is better)	Price (USD)
GeForce GTX 1080 Ti	14198	14	14.02	\$1,012.97*
GeForce GTX 1080 with Max-Q Design	10174	57	NA	NA
GeForce GTX 1650	7928	93	52.86	\$149.99
GeForce GTX 1650 (Mobile)	6935	114	NA	NA
GeForce GTX 1650 SUPER	9553	65	59.71	\$159.99
GeForce GTX 1650 with Max-Q Design	5923	131	NA	NA
GeForce GTX 1660	10832	50	51.59	\$209.99
GeForce GTX 1660 SUPER	11340	44	49.31	\$229.99
GeForce GTX 1660 Ti	11463	40	44.09	\$259.99
GeForce GTX 1660 Ti (Mobile)	9536	66	NA	NA
GeForce GTX 1660 Ti with Max-Q Design	8619	81	NA	NA
GeForce GTX 260	1136	504	11.92	\$95.38*
GeForce GTX 260M	589	896	NA	NA
GeForce GTX 275	1245	476	10.38	\$119.99*
GeForce GTX 280	1208	486	2.31	\$522.78*
GeForce GTX 280M	621	864	NA	NA
GeForce GTX 285	1274	468	7.08	\$179.99*
GeForce GTX 285M	734	751	NA	NA
GeForce GTX 295	1053	540	6.58	\$159.99*
GeForce GTX 460	2652	280	29.47	\$89.99*
GeForce GTX 460 SE	2258	308	14.11	\$159.99*
GeForce GTX 460 v2	2496	287	12.48	\$199.99*
GeForce GTX 460M	1398	432	NA	NA
GeForce GTX 465	2945	264	11.19	\$263.28*
GeForce GTX 470	3602	220	6.90	\$522.01*
GeForce GTX 470M	1949	350	NA	NA
GeForce GTX 480	4361	185	60.58	\$71.99*
Videocard Name	Passmark G3D Mark (higher is better)	Rank (lower is better)	Videocard Value (higher is better)	Price (USD)
GeForce GTX 480M	2050	335	NA	NA
GeForce GTX 485M	2400	295	NA	NA
GeForce GTX 550 Ti	1921	354	6.68	\$287.59*
GeForce GTX 555	2162	319	NA	NA
GeForce GTX 560	3116	249	8.82	\$353.59*
GeForce GTX 560 SF	2201	315	24.46	\$89.99*

CPU Benchmarks	Video Card Benchmarks	Hard Drive Benchmarks	RAM	PC Systems	Android	iOS / iPhone
Videocard Name		Passmark G3D Mark (higher is better)	Rank (lower is better)	Videocard Value (higher is better)	Price (USD)	
	GeForce GTX 560 Ti	3528	224	25.57	\$138.00*	
	GeForce GTX 560M	1542	415	NA	NA	
	GeForce GTX 570	4417	181	44.18	\$99.99*	
	GeForce GTX 570M	2024	338	NA	NA	
	GeForce GTX 580	5016	161	17.31	\$289.88*	
	GeForce GTX 580M	2279	304	NA	NA	
	GeForce GTX 590	4216	197	22.92	\$184.00*	
	GeForce GTX 645	1939	351	NA	NA	
	GeForce GTX 650	1837	360	17.66	\$104.05	
	GeForce GTX 650 Ti	2659	279	15.65	\$169.99*	
	GeForce GTX 650 Ti BOOST	3536	222	NA	NA	
	GeForce GTX 660	4130	199	14.49	\$284.99*	
	GeForce GTX 660 Ti	4654	173	16.62	\$279.99*	
	GeForce GTX 660M	1449	424	NA	NA	
	GeForce GTX 670	5362	148	11.29	\$474.99*	
	GeForce GTX 670M	1953	349	NA	NA	
	GeForce GTX 670MX	2080	328	NA	NA	
	GeForce GTX 675M	2143	323	NA	NA	
	GeForce GTX 675MX	2476	289	NA	NA	
	GeForce GTX 680	5667	138	9.77	\$579.99*	
	GeForce GTX 680M	3349	235	6.70	\$499.99*	
	GeForce GTX 680MX	4270	194	NA	NA	
	GeForce GTX 690	5407	145	5.41	\$999.00*	
	GeForce GTX 745	2203	314	NA	NA	
	GeForce GTX 750	3333	236	25.65	\$129.99*	
	GeForce GTX 750 Ti	3778	215	12.64	\$299.01*	
	GeForce GTX 760	4939	163	19.76	\$249.99*	
	GeForce GTX 760 Ti	5118	158	17.21	\$297.50*	
	GeForce GTX 760 Ti OEM	5427	143	NA	NA	
	GeForce GTX 760A	1281	463	NA	NA	
	GeForce GTX 760M	1440	427	NA	NA	
	GeForce GTX 765M	1889	355	NA	NA	
	GeForce GTX 770	6062	127	8.62	\$702.99*	
	GeForce GTX 770M	2669	278	15.00	\$177.99*	

CPU Benchmarks

Video Card Benchmarks

Hard Drive Benchmarks

RAM

PC Systems

Android

iOS / iPhone

Videocard Name	Passmark G3D Mark (higher is better)	Rank (lower is better)	Videocard Value (higher is better)	Price (USD)
GeForce GTX 775M	4222	196	NA	NA
GeForce GTX 780	7956	91	10.96	\$725.99
GeForce GTX 780 Ti	8893	76	22.23	\$399.99
GeForce GTX 780M	4039	203	NA	NA
GeForce GTX 850A	1049	543	NA	NA
GeForce GTX 850M	1669	393	NA	NA
GeForce GTX 860M	1995	340	NA	NA
GeForce GTX 870M	2483	288	NA	NA
GeForce GTX 880M	3749	217	NA	NA
Videocard Name	Passmark G3D Mark (higher is better)	Rank (lower is better)	Videocard Value (higher is better)	Price (USD)
GeForce GTX 950	5253	151	30.91	\$169.99*
GeForce GTX 950A	1884	356	NA	NA
GeForce GTX 950M	1964	344	NA	NA
GeForce GTX 960	5840	134	25.40	\$229.99*
GeForce GTX 960A	2410	294	NA	NA
GeForce GTX 960M	2426	293	NA	NA
GeForce GTX 965M	3274	240	NA	NA
GeForce GTX 970	8664	77	26.26	\$329.99*
GeForce GTX 970M	4282	192	2.26	\$1,899.00*
GeForce GTX 980	9692	63	18.38	\$527.20*
GeForce GTX 980 Ti	11450	42	23.49	\$487.48*
GeForce GTX 980M	5998	128	NA	NA
GeForce GTX Titan	7939	92	6.51	\$1,219.99
GeForce GTX TITAN Black	8653	79	6.18	\$1,399.99*
GeForce GTX TITAN X	10690	51	5.35	\$1,999.99*
GeForce GTX TITAN Z	7647	100	2.28	\$3,349.99*
GeForce MX110	1633	397	NA	NA
GeForce MX130	1981	342	NA	NA
GeForce MX150	2254	309	NA	NA
GeForce MX230	2153	320	NA	NA
GeForce MX250	2599	285	NA	NA
GeForce PCX 5300	6	1639	NA	NA
GeForce PCX 5750	34	1534	NA	NA
GeForce RTX 2060	12802	24	40.01	\$319.99

CPU Benchmarks

Video Card Benchmarks

Hard Drive Benchmarks

RAM

PC Systems

Android

iOS / iPhone

Videocard Name	Passmark G3D Mark (higher is better)	Rank (lower is better)	Videocard Value (higher is better)	Price (USD)
<u>GeForce RTX 2060 (Mobile)</u>	10481	53	NA	NA
<u>GeForce RTX 2060 SUPER</u>	13750	17	<u>34.38</u>	<u>\$399.99</u>
<u>GeForce RTX 2070</u>	13998	16	<u>35.00</u>	<u>\$399.99</u>
<u>GeForce RTX 2070 (Mobile)</u>	11260	45	NA	NA
<u>GeForce RTX 2070 SUPER</u>	14884	7	<u>29.77</u>	<u>\$499.99</u>
<u>GeForce RTX 2070 with Max-Q Design</u>	11165	47	NA	NA
<u>GeForce RTX 2080</u>	15464	5	<u>22.41</u>	<u>\$689.99</u>
<u>GeForce RTX 2080 (Mobile)</u>	13129	23	NA	NA
<u>GeForce RTX 2080 SUPER</u>	15842	4	<u>22.63</u>	<u>\$699.99</u>
<u>GeForce RTX 2080 Ti</u>	16747	2	<u>16.15</u>	<u>\$1,036.95</u>
<u>GeForce RTX 2080 with Max-Q Design</u>	12321	29	NA	NA
<u>GeForce2 GTS/GeForce2 Pro</u>	3	1682	NA	NA
<u>GeForce2 Integrated GPU</u>	4	1673	NA	NA
<u>GeForce2 MX</u>	2	1714	NA	NA
<u>GeForce2 MX 100/200</u>	3	1701	NA	NA
<u>GeForce2 MX/MX 400</u>	3	1684	NA	NA
<u>GeForce2 Ti</u>	4	1669	NA	NA
<u>GeForce3</u>	4	1663	NA	NA
<u>GeForce3 Ti 200</u>	4	1680	NA	NA
<u>GeForce3 Ti 500</u>	2	1720	NA	NA
<u>GeForce4 420 Go</u>	3	1698	NA	NA
<u>GeForce4 420 Go 32M</u>	5	1656	NA	NA
<u>GeForce4 4200 Go</u>	3	1683	NA	NA
<u>GeForce4 440 Go</u>	3	1689	NA	NA
<u>GeForce4 440 Go 64M</u>	5	1643	NA	NA
Videocard Name	Passmark G3D Mark (higher is better)	Rank (lower is better)	Videocard Value (higher is better)	Price (USD)
<u>GeForce4 448 Go</u>	5	1653	NA	NA
<u>GeForce4 MX 4000</u>	4	1672	NA	NA
<u>GeForce4 MX 420</u>	4	1665	NA	NA
<u>GeForce4 MX 440</u>	4	1671	NA	NA
<u>GeForce4 MX 440 with AGP8X</u>	4	1664	NA	NA
<u>GeForce4 MX 440SE</u>	4	1670	NA	NA
<u>GeForce4 MX 460</u>	4	1678	NA	NA
<u>GeForce4 MX Integrated GPU</u>	6	1635	NA	NA

CPU Benchmarks

Video Card Benchmarks

Hard Drive Benchmarks

RAM

PC Systems

Android

iOS / iPhone

Videocard Name	Passmark G3D Mark (higher is better)	Rank (lower is better)	Videocard Value (higher is better)	Price (USD)
<u>GeForce4 Ti 4200</u>	5	1652	NA	NA
<u>GeForce4 Ti 4400</u>	7	1629	NA	NA
<u>GeForce4 Ti 4600</u>	5	1654	<u>0.10</u>	<u>\$53.99*</u>
<u>GeForce4 Ti 4800 SE</u>	6	1632	NA	NA
<u>GeForce9400M</u>	105	1328	NA	NA
<u>GF117</u>	554	935	NA	NA
<u>GIGABYTE RADEON 9600 PRO</u>	39	1518	NA	NA
<u>GRID K1</u>	810	682	<u>2.05</u>	<u>\$395.00</u>
<u>GRID K120Q</u>	293	1120	NA	NA
<u>GRID K140Q</u>	727	755	NA	NA
<u>GRID K160Q</u>	739	749	NA	NA
<u>GRID K180Q</u>	782	701	NA	NA
<u>GRID K2</u>	3772	216	<u>6.51</u>	<u>\$579.36</u>
<u>GRID K220Q</u>	912	624	NA	NA
<u>GRID K240Q</u>	2143	322	NA	NA
<u>GRID K260Q</u>	2940	265	NA	NA
<u>GRID K280Q</u>	2362	296	NA	NA
<u>GRID K520</u>	4384	184	NA	NA
<u>GRID M10-1B</u>	2309	299	NA	NA
<u>GRID M10-8Q</u>	2606	283	NA	NA
<u>GRID M60-1Q</u>	4680	171	NA	NA
<u>GRID M60-2Q</u>	5291	150	NA	NA
<u>GRID M60-4Q</u>	3188	244	NA	NA
<u>GRID M60-8Q</u>	3883	208	NA	NA
<u>GRID P40-24Q</u>	4727	168	NA	NA
<u>GRID P40-2Q</u>	4287	190	NA	NA
<u>GRID P40-3Q</u>	681	799	NA	NA
<u>GRID P6-2Q</u>	4000	205	NA	NA
<u>GRID P6-4Q</u>	4429	180	NA	NA
<u>HD6450</u>	220	1174	NA	NA
<u>Incredibile HD 4000</u>	517	973	NA	NA
<u>Intel - Express Chipset G41</u>	56	1466	NA	NA
<u>Intel - Express Chipset Q45/Q43</u>	57	1461	NA	NA
<u>Intel 2nd Generation SandyBridge HD 3000</u>	205	1197	NA	NA

CPU Benchmarks

Video Card Benchmarks

Hard Drive Benchmarks

RAM

PC Systems

Android

iOS / iPhone

Videocard Name	Passmark G3D Mark (higher is better)	Rank (lower is better)	Videocard Value (higher is better)	Price (USD)
Intel 4th Generation Haswell HD	419	1041	NA	NA
Intel 82845G Controller	2	1724	NA	NA
Intel 82845G/GL Controller	2	1716	NA	NA
Intel 82845G/GL/GE/PE/GV Controller	2	1710	NA	NA
Intel 82865G Controller	4	1668	NA	NA
Intel 82915G Express	5	1648	NA	NA
Intel 82915G/GV/910GL Express	3	1705	NA	NA
Videocard Name	Passmark G3D Mark (higher is better)	Rank (lower is better)	Videocard Value (higher is better)	Price (USD)
Intel 82945G Express	5	1647	NA	NA
Intel 865 Embedded Controller	3	1690	NA	NA
Intel 946GZ Embedded Chipset Function 0	3	1702	NA	NA
Intel 946GZ Express	6	1638	NA	NA
Intel B43 Express Chipset	63	1445	NA	NA
Intel Coffee Lake UHD	1158	496	NA	NA
Intel G33/G31 Express	12	1609	NA	NA
Intel G35 Express	30	1556	NA	NA
Intel G41 Express Chipset	63	1446	NA	NA
Intel G41 Express-Chipsatz	57	1462	NA	NA
Intel G45/G43 Express Chipset	69	1428	NA	NA
Intel G965 Express	18	1596	NA	NA
Intel Haswell HD - GT1	123	1289	NA	NA
Intel Haswell HD - GT2	139	1265	NA	NA
Intel HD 3000	314	1105	0.33	\$945.00*
Intel HD 4000	457	1017	0.29	\$1,592.95*
Intel HD 4400	570	915	NA	NA
Intel HD 4600	715	771	NA	NA
Intel HD 500	368	1066	NA	NA
Intel HD 5000	601	883	NA	NA
Intel HD 505	410	1045	NA	NA
Intel HD 510	624	860	NA	NA
Intel HD 515	648	835	NA	NA
Intel HD 520	846	654	NA	NA
Intel HD 5200	830	669	NA	NA
Intel HD 530	1010	567	NA	NA

CPU Benchmarks

Video Card Benchmarks

Hard Drive Benchmarks

RAM

PC Systems

Android

iOS / iPhone

Videocard Name	Passmark G3D Mark (higher is better)	Rank (lower is better)	Videocard Value (higher is better)	Price (USD)
Intel HD 5300	401	1054	NA	NA
Intel HD 5500	598	888	NA	NA
Intel HD 5600	663	820	NA	NA
Intel HD 6000	832	665	NA	NA
Intel HD 610	716	768	NA	NA
Intel HD 615	745	739	NA	NA
Intel HD 630	1142	502	NA	NA
Intel HD Family	441	1029	NA	NA
Intel HD Graphics 620	937	609	NA	NA
Intel HD manual-gen9_2015-133271	165	1244	NA	NA
Intel HD Modded	112	1315	NA	NA
Intel HD P3000	343	1085	NA	NA
Intel HD P4000	516	974	NA	NA
Intel HD P4600	604	880	NA	NA
Intel HD P4600/P4700	677	807	NA	NA
Intel HD P530	1061	535	NA	NA
Intel HD P630	1726	379	NA	NA
Intel Infoshock HD	193	1211	NA	NA
Intel Iris 5100	750	732	NA	NA
Intel Iris 540	1344	445	NA	NA
Intel Iris 550	1587	403	NA	NA
Intel Iris 6100	976	584	NA	NA
Intel Iris Plus	1819	364	NA	NA
Videocard Name	Passmark G3D Mark (higher is better)	Rank (lower is better)	Videocard Value (higher is better)	Price (USD)
Intel Iris Plus 640	1445	425	NA	NA
Intel Iris Plus 645	2054	333	NA	NA
Intel Iris Plus 650	1583	404	NA	NA
Intel Iris Plus 655	1970	343	NA	NA
Intel Iris Pro 5200	1171	490	NA	NA
Intel Iris Pro 580	1882	357	NA	NA
Intel Iris Pro Graphics 6200	1544	413	NA	NA
Intel Iris Pro P580	2064	329	NA	NA
Intel Iris Pro P6300	1292	458	NA	NA
Intel Media Accelerator	32	1546	NA	NA

CPU Benchmarks

Video Card Benchmarks

Hard Drive Benchmarks

RAM

PC Systems

Android

iOS / iPhone

Videocard Name	Passmark G3D Mark (higher is better)	Rank (lower is better)	Videocard Value (higher is better)	Price (USD)
Intel Media Accelerator 3150	2	1709	NA	NA
Intel Media Accelerator 500	3	1696	NA	NA
Intel Media Accelerator 600	6	1631	NA	NA
Intel Media Accelerator HD	116	1302	NA	NA
Intel Q33 Express	10	1616	NA	NA
Intel Q35 Express	9	1619	NA	NA
Intel Q45/Q43 Express Chipset	66	1441	NA	NA
Intel Q45/Q43 Express-Chipsatz	57	1463	NA	NA
Intel Q965/Q963 Express	6	1636	NA	NA
Intel Skylake HD DT GT2	576	910	NA	NA
Intel UHD	1229	481	NA	NA
Intel UHD 600	373	1063	NA	NA
Intel UHD 605	433	1034	NA	NA
Intel UHD 610	797	689	NA	NA
Intel UHD 615	789	699	NA	NA
Intel UHD 617	878	640	NA	NA
Intel UHD 630	1344	444	NA	NA
Intel UHD Graphics 620	1078	526	NA	NA
Intel UHD P630	1371	437	NA	NA
Intel US15 Embedded Media and Controller	7	1628	NA	NA
ION	97	1353	0.42	\$229.99*
ION LE	97	1350	NA	NA
M860G with Mobility Radeon 4100	75	1412	NA	NA
M880G with Mobility Radeon HD 4200	92	1365	NA	NA
M880G with Mobility Radeon HD 4225	71	1420	NA	NA
M880G with Mobility Radeon HD 4250	104	1332	NA	NA
Matrox C420 LP PCIe x16	635	849	NA	NA
Matrox C680 PCIe x16	1956	348	NA	NA
Matrox C900 PCIe x16	1812	367	NA	NA
Matrox G200e WDDM 1.2	59	1455	NA	NA
Matrox G200eh	40	1512	NA	NA
Matrox G200eh WDDM 1.2	51	1473	NA	NA
Matrox G200eR	36	1527	NA	NA
Matrox G200eR WDDM 1.2	67	1434	NA	NA

CPU Benchmarks

Video Card Benchmarks

Hard Drive Benchmarks

RAM

PC Systems

Android

iOS / iPhone

Videocard Name	Passmark G3D Mark (higher is better)	Rank (lower is better)	Videocard Value (higher is better)	Price (USD)
<u>Matrox G200eR WDDM 2.0</u>	67	1433	NA	NA
<u>Matrox G200eW</u>	42	1507	NA	NA
<u>Matrox G200eW WDDM 1.2</u>	50	1481	NA	NA
<u>Matrox G200eW3 WDDM 2.0</u>	96	1356	NA	NA
<u>Matrox M9138 LP PCIe x16</u>	32	1548	NA	NA
Videocard Name	Passmark G3D Mark (higher is better)	Rank (lower is better)	Videocard Value (higher is better)	Price (USD)
<u>Matrox M9140 LP PCIe x16</u>	23	1582	NA	NA
<u>Matrox M9148 LP PCIe x16</u>	9	1620	NA	NA
<u>Matrox Millennium P650 PCIe 128</u>	5	1657	NA	NA
<u>Matrox Millennium P690 PCIe x16</u>	10	1618	NA	NA
<u>Matrox Millennium P690 Plus LP PCIe x16</u>	6	1633	NA	NA
<u>Matrox Parhelia APVe</u>	5	1650	NA	NA
<u>MEDION RADEON X740XL</u>	94	1358	NA	NA
<u>Mobile Intel - famiglia Express Chipset 45</u>	38	1521	NA	NA
<u>Mobile Intel 4 Express-Chipsatzfamilie</u>	44	1498	NA	NA
<u>Mobile Intel 45 Express</u>	43	1502	NA	NA
<u>Mobile Intel 45 Express-Chipsatzfamilie</u>	117	1298	NA	NA
<u>Mobile Intel 915GM/GMS/910GML Express</u>	4	1674	NA	NA
<u>Mobile Intel 945 Express</u>	4	1675	NA	NA
<u>Mobile Intel 945GM Express</u>	5	1645	NA	NA
<u>Mobile Intel 945GM/GU Express</u>	5	1658	NA	NA
<u>Mobile Intel 965 Express</u>	20	1592	NA	NA
<u>Mobile Intel 965 Express-Chipsatzfamilie</u>	24	1579	NA	NA
<u>Mobile Intel HD</u>	409	1046	NA	NA
<u>Mobile Intel serie 4 Express</u>	44	1497	NA	NA
<u>MOBILITY FIREGL T2</u>	40	1511	NA	NA
<u>MOBILITY FIREGL T2/T2e</u>	33	1542	NA	NA
<u>MOBILITY FireGL V3200</u>	62	1451	NA	NA
<u>MOBILITY FireGL V5000</u>	81	1399	NA	NA
<u>MOBILITY FireGL V5200</u>	44	1495	NA	NA
<u>MOBILITY FireGL V5250</u>	27	1563	NA	NA
<u>Mobility FireGL V5725</u>	219	1177	NA	NA
<u>Mobility Radeon 4100</u>	81	1401	NA	NA
<u>MOBILITY RADEON 7000 IGP</u>	6	1637	NA	NA

CPU Benchmarks

Video Card Benchmarks

Hard Drive Benchmarks

RAM

PC Systems

Android

iOS / iPhone

Videocard Name	Passmark G3D Mark (higher is better)	Rank (lower is better)	Videocard Value (higher is better)	Price (USD)
<u>MOBILITY RADEON 7500</u>	3	1692	NA	NA
<u>MOBILITY RADEON 9000</u>	3	1700	NA	NA
<u>MOBILITY RADEON 9000 IGP</u>	7	1624	NA	NA
<u>MOBILITY RADEON 9000/9100 IGP</u>	5	1649	NA	NA
<u>MOBILITY RADEON 9100 IGP</u>	2	1708	NA	NA
<u>MOBILITY RADEON 9200</u>	3	1707	NA	NA
<u>MOBILITY RADEON 9600 PRO TURBO</u>	24	1575	NA	NA
<u>MOBILITY RADEON 9600/9700</u>	39	1517	NA	NA
<u>MOBILITY RADEON 9700</u>	27	1562	NA	NA
<u>MOBILITY RADEON 9800</u>	46	1492	NA	NA
<u>Mobility Radeon HD 2300</u>	50	1478	NA	NA
<u>Mobility Radeon HD 2400</u>	89	1379	NA	NA
<u>Mobility Radeon HD 2400 XT</u>	102	1337	NA	NA
<u>Mobility Radeon HD 2600</u>	167	1240	NA	NA
<u>Mobility Radeon HD 2600 XT</u>	191	1214	NA	NA
<u>Mobility Radeon HD 3410</u>	62	1447	NA	NA
<u>Mobility Radeon HD 3430</u>	98	1348	NA	NA
<u>Mobility Radeon HD 3450</u>	91	1375	NA	NA
<u>Mobility Radeon HD 3470</u>	93	1362	NA	NA
<u>Mobility Radeon HD 3470 Hybrid X2</u>	93	1360	NA	NA
<u>Mobility Radeon HD 3650</u>	209	1186	NA	NA
Videocard Name	Passmark G3D Mark (higher is better)	Rank (lower is better)	Videocard Value (higher is better)	Price (USD)
<u>Mobility Radeon HD 3670</u>	232	1167	NA	NA
<u>Mobility Radeon HD 3850</u>	365	1070	NA	NA
<u>Mobility Radeon HD 3870</u>	547	942	NA	NA
<u>Mobility Radeon HD 3870 X2</u>	564	920	NA	NA
<u>Mobility Radeon HD 4200</u>	90	1377	NA	NA
<u>Mobility Radeon HD 4225</u>	66	1439	NA	NA
<u>Mobility Radeon HD 4250</u>	98	1346	NA	NA
<u>Mobility Radeon HD 4270</u>	92	1364	NA	NA
<u>Mobility Radeon HD 4330</u>	135	1272	NA	NA
<u>Mobility Radeon HD 4350</u>	148	1253	NA	NA
<u>Mobility Radeon HD 4550</u>	191	1215	NA	NA
<u>Mobility Radeon HD 4570</u>	195	1209	NA	NA

CPU Benchmarks	Video Card Benchmarks	Hard Drive Benchmarks	RAM	PC Systems	Android	iOS / iPhone
Videocard Name		Passmark G3D Mark (higher is better)	Rank (lower is better)	Videocard Value (higher is better)	Price (USD)	
	Mobility Radeon HD 4650	401	1055	NA	NA	
	Mobility Radeon HD 4670	463	1016	NA	NA	
	Mobility Radeon HD 4830	511	979	NA	NA	
	Mobility Radeon HD 4850	866	647	NA	NA	
	Mobility Radeon HD 4870	719	762	NA	NA	
	Mobility Radeon HD 5000	773	709	NA	NA	
	Mobility Radeon HD 5000 Serisi	478	1000	NA	NA	
	Mobility Radeon HD 5165	284	1126	NA	NA	
	Mobility Radeon HD 530v	174	1233	NA	NA	
	Mobility Radeon HD 540v	188	1217	NA	NA	
	Mobility Radeon HD 5430	181	1225	NA	NA	
	Mobility Radeon HD 5450	214	1182	NA	NA	
	Mobility Radeon HD 545v	199	1204	NA	NA	
	Mobility Radeon HD 5470	236	1163	NA	NA	
	Mobility Radeon HD 550v	266	1141	NA	NA	
	Mobility Radeon HD 5570	723	758	NA	NA	
	Mobility Radeon HD 560v	318	1101	NA	NA	
	Mobility Radeon HD 5650	556	930	NA	NA	
	Mobility Radeon HD 565v	353	1079	NA	NA	
	Mobility Radeon HD 5730	677	806	NA	NA	
	Mobility Radeon HD 5850	763	719	NA	NA	
	Mobility Radeon HD 5870	1254	473	NA	NA	
	Mobility Radeon HD serie 4200	96	1355	NA	NA	
	Mobility Radeon X1300	39	1515	NA	NA	
	Mobility Radeon X1350	39	1514	NA	NA	
	Mobility Radeon X1400	42	1503	NA	NA	
	Mobility Radeon X1450	33	1543	NA	NA	
	Mobility Radeon X1600	92	1368	NA	NA	
	Mobility Radeon X1700	104	1330	NA	NA	
	MOBILITY RADEON X1800	130	1278	NA	NA	
	Mobility Radeon X1900	134	1273	NA	NA	
	Mobility Radeon X2300	48	1487	NA	NA	
	Mobility Radeon X2300 HD	48	1486	NA	NA	
	Mobility Radeon X2500	81	1397	NA	NA	

CPU Benchmarks

Video Card Benchmarks

Hard Drive Benchmarks

RAM

PC Systems

Android

iOS / iPhone

Videocard Name	Passmark G3D Mark (higher is better)	Rank (lower is better)	Videocard Value (higher is better)	Price (USD)
<u>MOBILITY RADEON X300</u>	33	1541	NA	NA
<u>MOBILITY RADEON X600</u>	50	1480	NA	NA
<u>MOBILITY RADEON X600 SE</u>	49	1483	NA	NA
Videocard Name	Passmark G3D Mark (higher is better)	Rank (lower is better)	Videocard Value (higher is better)	Price (USD)
<u>MOBILITY RADEON X700</u>	66	1436	NA	NA
<u>MOBILITY RADEON XPRESS 200</u>	27	1565	NA	NA
<u>Mobility Radeon. HD 5470</u>	215	1181	NA	NA
<u>MOBILITY/RADEON 9000</u>	4	1679	NA	NA
<u>MxGPU</u>	1826	363	NA	NA
<u>nForce 750a SLI</u>	83	1392	NA	NA
<u>nForce 760i SLI</u>	140	1263	NA	NA
<u>nForce 780a SLI</u>	92	1369	NA	NA
<u>nForce 980a/780a SLI</u>	81	1400	NA	NA
<u>NVIDIA TITAN X</u>	13657	18	<u>11.38</u>	<u>\$1,200.00*</u>
<u>NVIDIA TITAN Xp</u>	14272	12	<u>9.52</u>	<u>\$1,499.99</u>
<u>NVS 2100M</u>	184	1222	NA	NA
<u>NVS 300</u>	181	1223	<u>6.25</u>	<u>\$29.09*</u>
<u>NVS 310</u>	295	1119	<u>4.93</u>	<u>\$59.98</u>
<u>NVS 3100M</u>	202	1199	NA	NA
<u>NVS 315</u>	349	1081	<u>9.72</u>	<u>\$35.99*</u>
<u>NVS 4200M</u>	366	1068	NA	NA
<u>NVS 510</u>	764	717	<u>5.46</u>	<u>\$139.99</u>
<u>NVS 5100M</u>	355	1075	NA	NA
<u>NVS 5200M</u>	666	814	NA	NA
<u>NVS 5400M</u>	796	691	NA	NA
<u>NVS 810</u>	939	607	<u>1.50</u>	<u>\$624.99*</u>
<u>OpenXT Display Driver</u>	30	1554	NA	NA
<u>P106-100</u>	3801	212	NA	NA
<u>PHDGD Ivy 4</u>	374	1062	NA	NA
<u>PHDGD Quantic C3</u>	116	1299	NA	NA
<u>PHDGD Sapphire GR for Mobile Intel 965</u>	25	1570	NA	NA
<u>PHDGD Solo 1.2.0 x86</u>	11	1615	NA	NA
<u>PHDGD Solo 2 x64</u>	20	1593	NA	NA
<u>Quadro 1000M</u>	752	730	<u>13.81</u>	<u>\$54.50*</u>

CPU Benchmarks

Video Card Benchmarks

Hard Drive Benchmarks

RAM

PC Systems

Android

iOS / iPhone

Videocard Name	Passmark G3D Mark (higher is better)	Rank (lower is better)	Videocard Value (higher is better)	Price (USD)
Quadro 1100M	755	727	NA	NA
Quadro 2000	1315	451	13.16	\$99.99
Quadro 2000 D	1239	477	NA	NA
Quadro 2000D	1279	466	8.53	\$149.99*
Quadro 2000M	1034	551	22.22	\$46.56*
Quadro 280 NVS PCIe	5	1646	NA	NA
Quadro 3000M	1468	422	20.98	\$69.99*
Quadro 400	236	1164	5.90	\$39.99
Quadro 4000	2056	332	12.85	\$159.98
Quadro 4000M	1788	370	19.66	\$91.01
Quadro 410	404	1053	3.13	\$129.00
Quadro 5000	2857	270	15.12	\$189.01
Quadro 5000M	2059	330	NA	NA
Quadro 500M	664	818	2.41	\$275.14*
Quadro 5010M	1833	362	7.77	\$235.95*
Quadro 600	699	784	11.66	\$59.99
Quadro 6000	3531	223	0.87	\$4,070.00
Quadro CX	947	603	6.32	\$149.95*
Quadro FX 1000	34	1538	NA	NA
Videocard Name	Passmark G3D Mark (higher is better)	Rank (lower is better)	Videocard Value (higher is better)	Price (USD)
Quadro FX 1100	35	1530	0.17	\$212.99*
Quadro FX 1300	34	1537	NA	NA
Quadro FX 1400	103	1334	0.42	\$245.01*
Quadro FX 1500	155	1248	1.36	\$115.01*
Quadro FX 1500M	171	1235	NA	NA
Quadro FX 1600M	213	1183	1.42	\$149.90*
Quadro FX 1700	193	1212	2.27	\$84.99*
Quadro FX 1700M	300	1114	NA	NA
Quadro FX 1800	578	907	5.79	\$99.99*
Quadro FX 1800M	478	1001	NA	NA
Quadro FX 2500M	217	1178	12.45	\$17.50
Quadro FX 2700M	528	964	5.29	\$99.95*
Quadro FX 2800M	653	829	13.09	\$49.95*
Quadro FX 3000	69	1430	0.41	\$166.61*

CPU Benchmarks

Video Card Benchmarks

Hard Drive Benchmarks

RAM

PC Systems

Android

iOS / iPhone

Videocard Name	Passmark G3D Mark (higher is better)	Rank (lower is better)	Videocard Value (higher is better)	Price (USD)
Quadro FX 3400/4400	104	1331	NA	NA
Quadro FX 3450	148	1251	1.24	\$119.99*
Quadro FX 3450/4000 SDI	134	1275	NA	NA
Quadro FX 350	85	1383	NA	NA
Quadro FX 3500	208	1190	2.11	\$99.00*
Quadro FX 3500M	306	1111	3.06	\$99.99*
Quadro FX 350M	62	1450	NA	NA
Quadro FX 3600M	466	1012	NA	NA
Quadro FX 360M	86	1382	NA	NA
Quadro FX 370	83	1393	0.66	\$125.00*
Quadro FX 370 LP	108	1324	NA	NA
Quadro FX 3700	628	855	6.98	\$89.99*
Quadro FX 3700M	633	852	0.68	\$925.00*
Quadro FX 370M	93	1363	NA	NA
Quadro FX 380	148	1252	2.05	\$72.50
Quadro FX 380 LP	188	1218	NA	NA
Quadro FX 3800	838	660	8.47	\$98.99
Quadro FX 3800M	802	686	NA	NA
Quadro FX 380M	201	1203	NA	NA
Quadro FX 4500	206	1194	0.90	\$230.33*
Quadro FX 4600	600	885	4.80	\$124.98*
Quadro FX 4700 X2	676	810	NA	NA
Quadro FX 4800	1002	572	7.21	\$138.98
Quadro FX 500/600 PCI	14	1604	NA	NA
Quadro FX 500/FX 600	7	1625	NA	NA
Quadro FX 540	80	1403	1.35	\$59.99*
Quadro FX 550	63	1444	0.43	\$149.00*
Quadro FX 5500	242	1158	0.77	\$315.99*
Quadro FX 560	113	1308	0.76	\$150.25*
Quadro FX 5600	681	798	4.03	\$168.98
Quadro FX 570	115	1304	1.54	\$74.99*
Quadro FX 570M	185	1221	NA	NA
Quadro FX 580	267	1140	3.82	\$69.98*
Quadro FX 5800	1107	517	6.19	\$178.89*

CPU Benchmarks

Video Card Benchmarks

Hard Drive Benchmarks

RAM

PC Systems

Android

iOS / iPhone

Videocard Name	Passmark G3D Mark (higher is better)	Rank (lower is better)	Videocard Value (higher is better)	Price (USD)
Quadro FX 770M	296	1118	0.56	\$527.00*
Videocard Name	Passmark G3D Mark (higher is better)	Rank (lower is better)	Videocard Value (higher is better)	Price (USD)
Quadro FX 880M	353	1078	NA	NA
Quadro FX Go1400	101	1338	NA	NA
Quadro GP100	12662	26	NA	NA
Quadro GV100	12721	25	NA	NA
Quadro K1000M	794	694	5.30	\$149.90*
Quadro K1100M	1050	541	21.04	\$49.95*
Quadro K1200	3044	256	21.39	\$142.33
Quadro K2000	1725	380	13.81	\$124.98
Quadro K2000D	1678	391	11.99	\$139.98
Quadro K2000M	1081	524	7.51	\$144.04*
Quadro K2100M	1351	441	8.45	\$159.95*
Quadro K2200	3605	219	19.08	\$188.99
Quadro K2200M	2812	271	NA	NA
Quadro K3000M	1749	374	11.28	\$155.00*
Quadro K3100M	2095	326	5.24	\$399.95*
Quadro K4000	2881	269	16.01	\$179.99
Quadro K4000M	2254	310	3.76	\$599.99*
Quadro K4100M	2690	277	7.08	\$379.99*
Quadro K420	830	668	5.61	\$148.00*
Quadro K4200	4480	178	18.67	\$239.99
Quadro K5000	4020	204	10.47	\$384.02
Quadro K5000M	2572	286	6.61	\$389.25*
Quadro K5100M	3137	248	3.92	\$799.95*
Quadro K510M	651	830	NA	NA
Quadro K5200	6091	125	8.71	\$699.00
Quadro K600	820	675	9.12	\$89.99
Quadro K6000	7489	103	8.18	\$914.99
Quadro K610M	758	722	10.12	\$75.00*
Quadro K620	2341	297	23.66	\$98.98
Quadro K620M	932	610	NA	NA
Quadro M1000M	2438	290	28.36	\$85.99*
Quadro M1200	3113	250	NA	NA

CPU Benchmarks

Video Card Benchmarks

Hard Drive Benchmarks

RAM

PC Systems

Android

iOS / iPhone

Videocard Name	Passmark G3D Mark (higher is better)	Rank (lower is better)	Videocard Value (higher is better)	Price (USD)
Quadro M2000	4282	193	9.00	\$475.95*
Quadro M2000M	2987	261	10.67	\$279.95*
Quadro M2200	3782	214	15.13	\$249.99*
Quadro M3000M	4571	176	NA	NA
Quadro M4000	6676	115	22.33	\$298.99
Quadro M4000M	5008	162	NA	NA
Quadro M5000	8548	83	8.56	\$999.00*
Quadro M5000M	5796	135	11.59	\$499.95*
Quadro M500M	1096	522	NA	NA
Quadro M520	1632	398	NA	NA
Quadro M5500	7915	94	NA	NA
Quadro M6000	9582	64	3.99	\$2,399.00*
Quadro M6000 24GB	10058	59	NA	NA
Quadro M600M	1932	352	18.76	\$102.99*
Quadro M620	2800	273	NA	NA
Quadro NVS 110M	47	1489	NA	NA
Quadro NVS 120M	46	1491	NA	NA
Videocard Name	Passmark G3D Mark (higher is better)	Rank (lower is better)	Videocard Value (higher is better)	Price (USD)
Quadro NVS 130M	59	1457	NA	NA
Quadro NVS 135M	56	1464	NA	NA
Quadro NVS 140M	89	1380	NA	NA
Quadro NVS 150M	92	1367	NA	NA
Quadro NVS 160M	91	1371	NA	NA
Quadro NVS 210S	23	1580	NA	NA
Quadro NVS 210S / GeForce 6150LE	20	1591	NA	NA
Quadro NVS 280 SD	2	1722	NA	NA
Quadro NVS 285	35	1532	1.26	\$27.99
Quadro NVS 285 128MB	38	1523	0.70	\$55.00*
Quadro NVS 290	90	1378	0.95	\$94.99*
Quadro NVS 295	96	1354	1.61	\$59.98*
Quadro NVS 320M	204	1198	NA	NA
Quadro NVS 420	98	1345	0.94	\$104.99*
Quadro NVS 440	37	1525	0.30	\$124.99
Quadro NVS 450	91	1376	0.65	\$139.99*

CPU Benchmarks

Video Card Benchmarks

Hard Drive Benchmarks

RAM

PC Systems

Android

iOS / iPhone

Videocard Name	Passmark G3D Mark (higher is better)	Rank (lower is better)	Videocard Value (higher is better)	Price (USD)
Quadro NVS 55/280 PCI	6	1641	NA	NA
Quadro P1000	4410	182	14.70	\$300.00
Quadro P2000	7178	110	16.93	\$424.00
Quadro P2000 with Max-Q Design	5392	146	NA	NA
Quadro P2200	9771	62	23.41	\$417.39
Quadro P3000	5953	130	NA	NA
Quadro P3200	7973	90	NA	NA
Quadro P3200 with Max-Q Design	8656	78	NA	NA
Quadro P400	1718	382	16.06	\$106.98
Quadro P4000	10425	54	15.05	\$692.74
Quadro P4000 with Max-Q Design	9082	74	NA	NA
Quadro P4200	10373	55	NA	NA
Quadro P4200 with Max-Q Design	10323	56	NA	NA
Quadro P500	1723	381	NA	NA
Quadro P5000	10039	60	6.32	\$1,588.00
Quadro P520	2080	327	NA	NA
Quadro P5200	9185	72	NA	NA
Quadro P5200 with Max-Q Design	9796	61	NA	NA
Quadro P600	3223	241	14.33	\$224.95*
Quadro P6000	13202	20	4.75	\$2,779.38
Quadro P620	3888	207	23.28	\$166.99
Quadro RTX 3000	10105	58	NA	NA
Quadro RTX 3000 with Max-Q Design	7428	105	NA	NA
Quadro RTX 4000	13152	22	14.63	\$899.00*
Quadro RTX 4000 with Max-Q Design	11185	46	NA	NA
Quadro RTX 5000	13182	21	NA	NA
Quadro RTX 5000 (Mobile)	11864	38	NA	NA
Quadro RTX 5000 with Max-Q Design	14699	9	NA	NA
Quadro RTX 6000	14837	8	2.36	\$6,300.00*
Quadro RTX 8000	13545	19	2.86	\$4,741.49*
Quadro T1000	6665	116	NA	NA
Quadro T2000	7395	106	NA	NA
Quadro2 Pro	1	1728	NA	NA
Videocard Name	Passmark G3D Mark	Rank (lower is better)	Videocard Value (higher is better)	Price (USD)

CPU Benchmarks

Video Card Benchmarks

Hard Drive Benchmarks

RAM

PC Systems

Android

iOS / iPhone

Videocard Name	Passmark G3D Mark (higher is better)	Rank (lower is better)	Videocard Value (higher is better)	Price (USD)
<u>Quadro4 380 XGL</u>	6	1634	NA	NA
<u>Quadro4 980 XGL</u>	5	1661	<u>0.01</u>	<u>\$341.43*</u>
<u>Radeon 2100</u>	59	1453	<u>0.46</u>	<u>\$129.99</u>
<u>Radeon 3000</u>	98	1347	<u>1.61</u>	<u>\$60.99*</u>
<u>Radeon 3100</u>	73	1416	<u>0.45</u>	<u>\$164.99</u>
<u>Radeon 520</u>	821	674	NA	NA
<u>Radeon 530</u>	1069	529	NA	NA
<u>Radeon 535</u>	1201	488	NA	NA
<u>Radeon 535DX</u>	1026	560	NA	NA
<u>Radeon 540</u>	1568	407	NA	NA
<u>Radeon 540X</u>	1560	408	NA	NA
<u>Radeon 6600M</u>	741	747	NA	NA
<u>RADEON 7000 / RADEON VE Family</u>	3	1687	NA	NA
<u>RADEON 7500</u>	3	1703	<u>0.10</u>	<u>\$32.12*</u>
<u>RADEON 7500 Family</u>	4	1666	NA	NA
<u>RADEON 9000 Family</u>	3	1694	NA	NA
<u>RADEON 9100 Family</u>	6	1640	NA	NA
<u>RADEON 9100 IGP</u>	5	1655	NA	NA
<u>RADEON 9200</u>	3	1691	<u>0.09</u>	<u>\$39.95*</u>
<u>RADEON 9200 LE Family</u>	2	1717	NA	NA
<u>RADEON 9200 PRO Family</u>	2	1711	NA	NA
<u>RADEON 9200 SE</u>	2	1719	NA	NA
<u>RADEON 9250</u>	2	1718	<u>0.06</u>	<u>\$42.99*</u>
<u>RADEON 9500</u>	36	1528	<u>0.90</u>	<u>\$40.50*</u>
<u>RADEON 9500 PRO / 9700</u>	41	1508	NA	NA
<u>RADEON 9550</u>	34	1535	<u>1.09</u>	<u>\$31.88*</u>
<u>Radeon 9550 / X1050</u>	29	1559	NA	NA
<u>RADEON 9600 Family</u>	25	1574	NA	NA
<u>RADEON 9600 PRO</u>	42	1504	NA	NA
<u>RADEON 9600 PRO Family</u>	26	1568	NA	NA
<u>RADEON 9600 TX Family</u>	18	1595	NA	NA
<u>RADEON 9600 XT</u>	35	1533	NA	NA
<u>RADEON 9600SE</u>	27	1564	NA	NA
<u>RADEON 9700 PRO</u>	53	1471	NA	NA

CPU Benchmarks

Video Card Benchmarks

Hard Drive Benchmarks

RAM

PC Systems

Android

iOS / iPhone

Videocard Name	Passmark G3D Mark (higher is better)	Rank (lower is better)	Videocard Value (higher is better)	Price (USD)
RADEON 9800 PRO	59	1454	NA	NA
RADEON 9800 SE	23	1581	NA	NA
RADEON 9800 XT	56	1465	NA	NA
RADEON E4690	405	1052	NA	NA
Radeon E6760	973	589	4.06	\$239.99*
Radeon E8860	1577	405	NA	NA
Radeon HD 2350	76	1410	NA	NA
Radeon HD 2400	120	1291	NA	NA
Radeon HD 2400 PCI	14	1605	NA	NA
Radeon HD 2400 Pro	114	1307	NA	NA
Radeon HD 2400 XT	118	1293	NA	NA
Radeon HD 2600 PRO	211	1184	NA	NA
Radeon HD 2600 Pro AGP	110	1318	NA	NA
Radeon HD 2600 XT	282	1128	NA	NA
Radeon HD 2900 GT	292	1122	NA	NA
Videocard Name	Passmark G3D Mark (higher is better)	Rank (lower is better)	Videocard Value (higher is better)	Price (USD)
Radeon HD 2900 PRO	627	856	NA	NA
Radeon HD 2900 XT	659	826	NA	NA
Radeon HD 3200	82	1394	NA	NA
Radeon HD 3300	126	1284	NA	NA
Radeon HD 3450	117	1296	2.95	\$39.99*
Radeon HD 3470	142	1256	NA	NA
Radeon HD 3650 AGP	150	1250	NA	NA
Radeon HD 3670	239	1162	NA	NA
Radeon HD 3850	528	965	NA	NA
Radeon HD 3850 AGP	443	1025	NA	NA
Radeon HD 3850 X2	822	673	NA	NA
Radeon HD 3870	717	767	12.36	\$58.00*
Radeon HD 3870 X2	873	645	NA	NA
Radeon HD 4200	111	1316	NA	NA
Radeon HD 4250	122	1290	NA	NA
Radeon HD 4270	109	1319	NA	NA
Radeon HD 4290	140	1260	NA	NA
Radeon HD 4300/4500 Serisi	155	1247	NA	NA

CPU Benchmarks

Video Card Benchmarks

Hard Drive Benchmarks

RAM

PC Systems

Android

iOS / iPhone

Videocard Name	Passmark G3D Mark (higher is better)	Rank (lower is better)	Videocard Value (higher is better)	Price (USD)
Radeon HD 4330	158	1246	NA	NA
Radeon HD 4350	166	1243	2.72	\$61.10*
Radeon HD 4550	235	1165	1.86	\$126.99*
Radeon HD 4650	333	1091	2.67	\$124.99*
Radeon HD 4650 AGP	207	1192	NA	NA
Radeon HD 4670	544	951	4.95	\$109.99*
Radeon HD 4770	1032	552	NA	NA
Radeon HD 4810	769	710	NA	NA
Radeon HD 4830	944	605	15.75	\$59.99*
Radeon HD 4850	1021	562	11.35	\$89.99*
Radeon HD 4850 X2	1132	507	NA	NA
Radeon HD 4870	1384	433	23.08	\$59.99*
Radeon HD 4870 X2	1309	454	NA	NA
Radeon HD 4890	1544	414	14.04	\$109.99*
Radeon HD 5450	231	1168	1.69	\$136.99*
Radeon HD 5470	268	1139	NA	NA
Radeon HD 5550	546	945	9.94	\$54.99*
Radeon HD 5570	714	772	3.76	\$189.99*
Radeon HD 5600/5700	958	597	NA	NA
Radeon HD 5670	1087	523	22.74	\$47.84*
Radeon HD 5750	1462	423	21.07	\$69.41*
Radeon HD 5770	1713	386	14.77	\$115.99*
Radeon HD 5830	2053	334	12.84	\$159.99*
Radeon HD 5850	2281	303	28.53	\$79.99*
Radeon HD 5870	2622	281	26.22	\$99.99*
Radeon HD 5970	2603	284	7.89	\$329.99*
Radeon HD 6230	221	1172	NA	NA
Radeon HD 6250	119	1292	NA	NA
Radeon HD 6290	138	1267	NA	NA
Radeon HD 6290M	140	1262	NA	NA
Radeon HD 6300M	256	1151	NA	NA
Videocard Name	Passmark G3D Mark (higher is better)	Rank (lower is better)	Videocard Value (higher is better)	Price (USD)
Radeon HD 6310	169	1237	NA	NA
Radeon HD 6320	202	1200	0.36	\$554.99*

CPU Benchmarks

Video Card Benchmarks

Hard Drive Benchmarks

RAM

PC Systems

Android

iOS / iPhone

Videocard Name	Passmark G3D Mark (higher is better)	Rank (lower is better)	Videocard Value (higher is better)	Price (USD)
Radeon HD 6320 Graphic	216	1179	NA	NA
Radeon HD 6320M	198	1205	NA	NA
RADEON HD 6350	209	1187	4.11	\$50.99*
Radeon HD 6370D	310	1108	NA	NA
Radeon HD 6370M	275	1133	NA	NA
Radeon HD 6380G	300	1116	0.75	\$399.99*
Radeon HD 6410D	385	1058	NA	NA
Radeon HD 6430M	192	1213	NA	NA
Radeon HD 6450	276	1132	5.75	\$47.99
Radeon HD 6450A	260	1147	NA	NA
Radeon HD 6470M	312	1106	0.55	\$569.99*
Radeon HD 6480G	406	1049	NA	NA
Radeon HD 6490M	377	1060	0.32	\$1,193.03*
Radeon HD 6520G	486	998	NA	NA
Radeon HD 6530D	513	978	NA	NA
Radeon HD 6550A	707	774	NA	NA
Radeon HD 6550D	640	843	NA	NA
Radeon HD 6570	760	721	15.21	\$49.99*
Radeon HD 6610M	565	918	NA	NA
Radeon HD 6620G	557	928	NA	NA
Radeon HD 6630M	684	797	NA	NA
Radeon HD 6650M	929	614	NA	NA
Radeon HD 6670	1062	533	10.32	\$102.99*
Radeon HD 6670 + 6670 Dual	646	838	NA	NA
Radeon HD 6700M	1016	564	NA	NA
Radeon HD 6750	1318	450	26.38	\$49.99*
Radeon HD 6750M	937	608	NA	NA
Radeon HD 6770	1685	390	21.89	\$76.99*
Radeon HD 6770M	964	594	NA	NA
Radeon HD 6790	2048	336	31.52	\$64.99*
Radeon HD 6800M	993	577	NA	NA
Radeon HD 6850	2296	300	22.97	\$99.99*
Radeon HD 6870	2617	282	29.09	\$89.99*
Radeon HD 6900M	1964	345	NA	NA

CPU Benchmarks

Video Card Benchmarks

Hard Drive Benchmarks

RAM

PC Systems

Android

iOS / iPhone

Videocard Name	Passmark G3D Mark (higher is better)	Rank (lower is better)	Videocard Value (higher is better)	Price (USD)
Radeon HD 6950	3220	242	35.79	\$89.99*
Radeon HD 6970	3524	225	37.10	\$94.99*
Radeon HD 6970M	2270	306	NA	NA
Radeon HD 6990	2932	266	18.33	\$159.99*
Radeon HD 7290	140	1259	NA	NA
Radeon HD 7290M	123	1288	NA	NA
Radeon HD 7310	171	1234	NA	NA
Radeon HD 7310G	180	1226	NA	NA
Radeon HD 7310M	166	1242	NA	NA
Radeon HD 7340	207	1193	0.37	\$552.69*
Radeon HD 7340G	196	1207	NA	NA
Radeon HD 7340M	221	1173	NA	NA
Radeon HD 7350	278	1129	NA	NA
Videocard Name	Passmark G3D Mark (higher is better)	Rank (lower is better)	Videocard Value (higher is better)	Price (USD)
Radeon HD 7400G	322	1097	NA	NA
Radeon HD 7420G	429	1037	NA	NA
Radeon HD 7450	307	1110	3.62	\$84.99*
Radeon HD 7450A	288	1124	NA	NA
Radeon HD 7450M	329	1095	NA	NA
Radeon HD 7470	361	1072	NA	NA
Radeon HD 7470M	407	1047	NA	NA
Radeon HD 7480D	430	1036	NA	NA
Radeon HD 7500G	412	1044	NA	NA
Radeon HD 7500G + 7500M/7600M Dual	616	869	NA	NA
Radeon HD 7500G + 7550M Dual	497	992	NA	NA
Radeon HD 7500G + HD 7500M/7600M Dual	355	1074	NA	NA
Radeon HD 7520G	453	1020	NA	NA
Radeon HD 7520G + 7400M Dual	486	997	NA	NA
Radeon HD 7520G + 7600M Dual	591	895	NA	NA
Radeon HD 7520G + 7610M Dual	588	899	NA	NA
Radeon HD 7520G + 7650M Dual	453	1021	NA	NA
Radeon HD 7520G + 7670M Dual	523	968	NA	NA
Radeon HD 7520G + 7700M Dual	1060	536	NA	NA
Radeon HD 7520G + 8600/8700M Dual	311	1107	NA	NA

CPU Benchmarks

Video Card Benchmarks

Hard Drive Benchmarks

RAM

PC Systems

Android

iOS / iPhone

Videocard Name	Passmark G3D Mark (higher is better)	Rank (lower is better)	Videocard Value (higher is better)	Price (USD)
<u>Radeon HD 7520G + HD 7400M Dual</u>	544	950	NA	NA
<u>Radeon HD 7520G + HD 7600M Dual</u>	599	887	NA	NA
<u>Radeon HD 7520G + HD 7670M Dual</u>	495	994	NA	NA
<u>Radeon HD 7520G + HD 8600/8700M Dual</u>	623	861	NA	NA
<u>Radeon HD 7520G + HD 8750M Dual</u>	651	831	NA	NA
<u>Radeon HD 7540D</u>	515	975	NA	NA
<u>Radeon HD 7540D + 6570 Dual</u>	719	764	NA	NA
<u>Radeon HD 7550M</u>	464	1014	NA	NA
<u>Radeon HD 7550M/7650M</u>	728	753	NA	NA
<u>Radeon HD 7560D</u>	663	819	NA	NA
<u>Radeon HD 7560D + 6570 Dual</u>	833	663	NA	NA
<u>Radeon HD 7560D + 6670 Dual</u>	1130	508	NA	NA
<u>Radeon HD 7560D + 7560D Dual</u>	982	581	NA	NA
<u>Radeon HD 7560D + 7670 Dual</u>	1426	429	NA	NA
<u>Radeon HD 7560D + HD 7000 Dual</u>	534	957	NA	NA
<u>Radeon HD 7560D + HD 7700 Dual</u>	1346	443	NA	NA
<u>Radeon HD 7560D + R5 235 Dual</u>	563	922	NA	NA
<u>Radeon HD 7570</u>	980	582	NA	NA
<u>Radeon HD 7570M</u>	612	873	NA	NA
<u>Radeon HD 7570M/HD 7670M</u>	699	786	NA	NA
<u>Radeon HD 7580D</u>	350	1080	NA	NA
<u>Radeon HD 7600G</u>	481	999	NA	NA
<u>Radeon HD 7600G + 7450M Dual</u>	389	1057	NA	NA
<u>Radeon HD 7600G + 7500M/7600M Dual</u>	405	1050	NA	NA
<u>Radeon HD 7600G + 7550M Dual</u>	423	1039	NA	NA
<u>Radeon HD 7600G + 8500M/8700M Dual</u>	469	1011	NA	NA
<u>Radeon HD 7600G + HD 7500M/7600M Dual</u>	555	934	NA	NA
<u>Radeon HD 7600G + HD 7550M Dual</u>	509	981	NA	NA
<u>Radeon HD 7600G + HD 8670M Dual</u>	543	952	NA	NA
Videocard Name	Passmark G3D Mark (higher is better)	Rank (lower is better)	Videocard Value (higher is better)	Price (USD)
<u>Radeon HD 7600G + HD Dual</u>	442	1028	NA	NA
<u>Radeon HD 7600M + 7600M Dual</u>	773	707	NA	NA
<u>Radeon HD 7610M</u>	632	853	NA	NA
<u>Radeon HD 7620G</u>	474	1006	NA	NA

CPU Benchmarks

Video Card Benchmarks

Hard Drive Benchmarks

RAM

PC Systems

Android

iOS / iPhone

Videocard Name	Passmark G3D Mark (higher is better)	Rank (lower is better)	Videocard Value (higher is better)	Price (USD)
<u>Radeon HD 7620G + 8600M Dual</u>	508	982	NA	NA
<u>Radeon HD 7620G + 8670M Dual</u>	577	909	NA	NA
<u>Radeon HD 7620G + HD 8600M Dual</u>	442	1027	NA	NA
<u>Radeon HD 7620G + HD 8670M Dual</u>	507	983	NA	NA
<u>Radeon HD 7640G</u>	615	871	NA	NA
<u>Radeon HD 7640G + 6400M Dual</u>	526	966	NA	NA
<u>Radeon HD 7640G + 7400M Dual</u>	637	845	NA	NA
<u>Radeon HD 7640G + 7470M Dual</u>	595	892	NA	NA
<u>Radeon HD 7640G + 7500/7600 Dual</u>	627	857	NA	NA
<u>Radeon HD 7640G + 7600M Dual</u>	705	778	NA	NA
<u>Radeon HD 7640G + 7610M Dual</u>	510	980	NA	NA
<u>Radeon HD 7640G + 7670M Dual</u>	644	840	NA	NA
<u>Radeon HD 7640G + 7700M Dual</u>	690	791	NA	NA
<u>Radeon HD 7640G + 8500M Dual</u>	585	903	NA	NA
<u>Radeon HD 7640G + 8570M Dual</u>	558	926	NA	NA
<u>Radeon HD 7640G + 8600/8700M Dual</u>	688	794	NA	NA
<u>Radeon HD 7640G + 8670M Dual</u>	558	925	NA	NA
<u>Radeon HD 7640G + 8750M Dual</u>	654	827	NA	NA
<u>Radeon HD 7640G + HD 7400M Dual</u>	621	862	NA	NA
<u>Radeon HD 7640G + HD 7600M Dual</u>	704	781	NA	NA
<u>Radeon HD 7640G + HD 7670M Dual</u>	659	825	NA	NA
<u>Radeon HD 7640G + HD 7700M Dual</u>	589	897	NA	NA
<u>Radeon HD 7640G + HD 8500M Dual</u>	607	877	NA	NA
<u>Radeon HD 7640G + HD 8500M N HD 8500M Dual</u>	665	815	NA	NA
<u>Radeon HD 7640G + HD 8570M Dual</u>	696	787	NA	NA
<u>Radeon HD 7640G + HD 8600/8700M Dual</u>	586	902	NA	NA
<u>Radeon HD 7640G + HD 8750M Dual</u>	996	576	NA	NA
<u>Radeon HD 7640G + R5 M200 Dual</u>	559	924	NA	NA
<u>Radeon HD 7640G N HD 7640G + HD 7600M N HD 7600M D</u>	824	671	NA	NA
<u>Radeon HD 7640G N HD 7640G + HD 7670M Dual</u>	679	804	NA	NA
<u>Radeon HD 7650A</u>	792	695	3.03	\$262.00*
<u>Radeon HD 7650M</u>	724	757	NA	NA
<u>Radeon HD 7660D</u>	776	705	NA	NA

CPU Benchmarks

Video Card Benchmarks

Hard Drive Benchmarks

RAM

PC Systems

Android

iOS / iPhone

Videocard Name	Passmark G3D Mark (higher is better)	Rank (lower is better)	Videocard Value (higher is better)	Price (USD)
Radeon HD 7660D + 6570 Dual	1100	520	NA	NA
Radeon HD 7660D + 6670 Dual	1238	479	NA	NA
Radeon HD 7660D + 7470 Dual	465	1013	NA	NA
Radeon HD 7660D + 7670 Dual	1061	534	NA	NA
Radeon HD 7660D + HD 6670 Dual	1484	421	NA	NA
Radeon HD 7660D + HD 7000 Dual	633	851	NA	NA
Radeon HD 7660D + HD 7700 Dual	1958	347	NA	NA
Radeon HD 7660D + R7 240 Dual	941	606	NA	NA
Radeon HD 7660G	797	688	NA	NA
Radeon HD 7660G + 7400M Dual	588	900	NA	NA
Radeon HD 7660G + 7470M Dual	630	854	NA	NA
Radeon HD 7660G + 7600M Dual	831	667	NA	NA
Videocard Name	Passmark G3D Mark (higher is better)	Rank (lower is better)	Videocard Value (higher is better)	Price (USD)
Radeon HD 7660G + 7610M Dual	745	738	NA	NA
Radeon HD 7660G + 7670M Dual	743	743	NA	NA
Radeon HD 7660G + 7700M Dual	757	724	NA	NA
Radeon HD 7660G + 7730M Dual	931	612	NA	NA
Radeon HD 7660G + 8600M Dual	445	1023	NA	NA
Radeon HD 7660G + 8670M Dual	587	901	NA	NA
Radeon HD 7660G + HD 7500M/7600M Dual	999	575	NA	NA
Radeon HD 7660G + HD 7600M Dual	769	711	NA	NA
Radeon HD 7660G + HD 7670M Dual	706	775	NA	NA
Radeon HD 7660G + HD 7700M Dual	751	731	NA	NA
Radeon HD 7660G + HD 7730M Dual	881	638	NA	NA
Radeon HD 7660G + HD 8670M Dual	711	773	NA	NA
Radeon HD 7660G N HD 7660G + HD 7600M N HD 7600M D	722	759	NA	NA
Radeon HD 7660G N HD 7660G + HD 7670M Dual	704	780	NA	NA
Radeon HD 7660G N HD 7660G + HD 7700M N HD 7700M D	966	592	NA	NA
Radeon HD 7670	1124	509	NA	NA
Radeon HD 7670A	1050	542	NA	NA
Radeon HD 7670M	810	683	1.29	\$629.99*
Radeon HD 7670M + 7670M Dual	738	750	NA	NA

CPU Benchmarks

Video Card Benchmarks

Hard Drive Benchmarks

RAM

PC Systems

Android

iOS / iPhone

Videocard Name	Passmark G3D Mark (higher is better)	Rank (lower is better)	Videocard Value (higher is better)	Price (USD)
Radeon HD 7690M	1003	571	NA	NA
Radeon HD 7690M XT	1009	568	NA	NA
Radeon HD 7730	1427	428	28.55	\$49.99*
Radeon HD 7730M	1000	573	NA	NA
Radeon HD 7750	1713	385	15.25	\$112.41
Radeon HD 7750M	1191	489	NA	NA
Radeon HD 7770	2226	313	5.66	\$393.00
Radeon HD 7790	3087	253	22.87	\$134.99*
Radeon HD 7850	3849	211	8.38	\$459.59*
Radeon HD 7850M	1372	436	NA	NA
Radeon HD 7870	4385	183	17.54	\$249.99
Radeon HD 7870 XT	4469	179	NA	NA
Radeon HD 7870M	1507	418	NA	NA
Radeon HD 7950 / R9 280	4764	166	10.79	\$441.75
Radeon HD 7970 / R9 280X	5247	152	15.21	\$345.00
Radeon HD 7970M	3795	213	NA	NA
Radeon HD 7990	5565	140	5.62	\$990.44
Radeon HD 8180	195	1210	NA	NA
Radeon HD 8210	250	1154	NA	NA
Radeon HD 8240	278	1130	NA	NA
Radeon HD 8250	257	1150	NA	NA
Radeon HD 8280	319	1099	NA	NA
Radeon HD 8280E	314	1104	NA	NA
Radeon HD 8280G	269	1138	NA	NA
Radeon HD 8330	332	1092	NA	NA
Radeon HD 8330E	316	1103	NA	NA
Radeon HD 8350	265	1142	1.90	\$139.99*
Radeon HD 8350G	443	1026	NA	NA
Radeon HD 8370D	433	1033	NA	NA
Radeon HD 8400	354	1077	NA	NA
Videocard Name	Passmark G3D Mark (higher is better)	Rank (lower is better)	Videocard Value (higher is better)	Price (USD)
Radeon HD 8400E	339	1089	NA	NA
Radeon HD 8410G	435	1032	NA	NA
Radeon HD 8450G	416	1043	NA	NA

CPU Benchmarks

Video Card Benchmarks

Hard Drive Benchmarks

RAM

PC Systems

Android

iOS / iPhone

Videocard Name	Passmark G3D Mark (higher is better)	Rank (lower is better)	Videocard Value (higher is better)	Price (USD)
<u>Radeon HD 8450G + 8600M Dual</u>	545	948	NA	NA
<u>Radeon HD 8450G + 8670M Dual</u>	474	1005	NA	NA
<u>Radeon HD 8450G + 8750M Dual</u>	637	846	NA	NA
<u>Radeon HD 8450G + HD 8600M Dual</u>	452	1022	NA	NA
<u>Radeon HD 8450G + HD 8670M Dual</u>	574	912	NA	NA
<u>Radeon HD 8450G + HD 8750M Dual</u>	503	984	NA	NA
<u>Radeon HD 8470</u>	341	1088	NA	NA
<u>Radeon HD 8470D</u>	521	969	NA	NA
<u>Radeon HD 8470D + 6450 Dual</u>	717	766	NA	NA
<u>Radeon HD 8470D + HD 7500 Dual</u>	1545	412	NA	NA
<u>Radeon HD 8490</u>	376	1061	NA	NA
<u>Radeon HD 8500M</u>	531	961	NA	NA
<u>Radeon HD 8500M/8700M</u>	852	652	NA	NA
<u>Radeon HD 8510G</u>	497	990	NA	NA
<u>Radeon HD 8510G + 8500M Dual</u>	596	890	NA	NA
<u>Radeon HD 8550D</u>	685	796	NA	NA
<u>Radeon HD 8550G</u>	719	763	NA	NA
<u>Radeon HD 8550G + 8500M Dual</u>	602	881	NA	NA
<u>Radeon HD 8550G + 8570M Dual</u>	532	958	NA	NA
<u>Radeon HD 8550G + 8600/8700M Dual</u>	802	685	NA	NA
<u>Radeon HD 8550G + 8600M Dual</u>	617	868	NA	NA
<u>Radeon HD 8550G + 8670M Dual</u>	579	906	NA	NA
<u>Radeon HD 8550G + 8690M Dual</u>	664	817	NA	NA
<u>Radeon HD 8550G + 8750M Dual</u>	795	693	NA	NA
<u>Radeon HD 8550G + HD 7600M Dual</u>	854	650	NA	NA
<u>Radeon HD 8550G + HD 8570M Dual</u>	529	963	NA	NA
<u>Radeon HD 8550G + HD 8600/8700M Dual</u>	813	680	NA	NA
<u>Radeon HD 8550G + HD 8600M Dual</u>	593	894	NA	NA
<u>Radeon HD 8550G + HD 8670M Dual</u>	546	947	NA	NA
<u>Radeon HD 8550G + HD 8750M Dual</u>	819	677	NA	NA
<u>Radeon HD 8550G + R5 M200 Dual</u>	619	867	NA	NA
<u>Radeon HD 8550G + R5 M230 Dual</u>	667	813	NA	NA
<u>Radeon HD 8570</u>	993	578	NA	NA
<u>Radeon HD 8570 + 8670D Dual</u>	620	866	NA	NA

CPU Benchmarks

Video Card Benchmarks

Hard Drive Benchmarks

RAM

PC Systems

Android

iOS / iPhone

Videocard Name	Passmark G3D Mark (higher is better)	Rank (lower is better)	Videocard Value (higher is better)	Price (USD)
Radeon HD 8570D	679	803	NA	NA
Radeon HD 8570D + 6570 Dual	1239	478	NA	NA
Radeon HD 8570D + HD 6570 Dual	868	646	NA	NA
Radeon HD 8570D + HD 6670 Dual	1260	472	NA	NA
Radeon HD 8570D + HD 7000 Dual	753	729	NA	NA
Radeon HD 8570D + HD 7700 Dual	1834	361	NA	NA
Radeon HD 8570D + HD 8570 Dual	1032	553	NA	NA
Radeon HD 8570D + R7 200 Dual	999	574	NA	NA
Radeon HD 8570D + R7 240 Dual	963	595	NA	NA
Radeon HD 8570M	531	959	NA	NA
Radeon HD 8600/8700M	1029	555	NA	NA
Radeon HD 8610G	552	937	NA	NA
Videocard Name	Passmark G3D Mark (higher is better)	Rank (lower is better)	Videocard Value (higher is better)	Price (USD)
Radeon HD 8610G + 8500M Dual	610	875	NA	NA
Radeon HD 8610G + 8600M Dual	588	898	NA	NA
Radeon HD 8610G + 8670M Dual	599	886	NA	NA
Radeon HD 8610G + HD 8500M Dual	645	839	NA	NA
Radeon HD 8610G + HD 8600M Dual	583	905	NA	NA
Radeon HD 8610G + HD 8670M Dual	577	908	NA	NA
Radeon HD 8610G + R5 M200 Dual	676	809	NA	NA
Radeon HD 8650D	525	967	NA	NA
Radeon HD 8650G	910	625	NA	NA
Radeon HD 8650G + 7600M Dual	741	745	NA	NA
Radeon HD 8650G + 7670M Dual	883	636	NA	NA
Radeon HD 8650G + 8500M Dual	626	859	NA	NA
Radeon HD 8650G + 8570M Dual	654	828	NA	NA
Radeon HD 8650G + 8600/8700M Dual	831	666	NA	NA
Radeon HD 8650G + 8600M Dual	613	872	NA	NA
Radeon HD 8650G + 8670M Dual	635	848	NA	NA
Radeon HD 8650G + 8750M Dual	786	700	NA	NA
Radeon HD 8650G + HD 7600M Dual	819	676	NA	NA
Radeon HD 8650G + HD 7670M Dual	634	850	NA	NA
Radeon HD 8650G + HD 8570M Dual	716	770	NA	NA
Radeon HD 8650G + HD 8600/8700M Dual	763	718	NA	NA

CPU Benchmarks

Video Card Benchmarks

Hard Drive Benchmarks

RAM

PC Systems

Android

iOS / iPhone

Videocard Name	Passmark G3D Mark (higher is better)	Rank (lower is better)	Videocard Value (higher is better)	Price (USD)
<u>Radeon HD 8650G + HD 8600M Dual</u>	606	878	NA	NA
<u>Radeon HD 8650G + HD 8670M Dual</u>	585	904	NA	NA
<u>Radeon HD 8650G + HD 8750M Dual</u>	778	704	NA	NA
<u>Radeon HD 8650G + R5 M200 Dual</u>	722	760	NA	NA
<u>Radeon HD 8650G + R5 M230 Dual</u>	686	795	NA	NA
<u>Radeon HD 8650G N HD 8650G + HD 8570M Dual</u>	773	708	NA	NA
<u>Radeon HD 8650G N HD 8650G + HD 8600M N HD 8600M D</u>	679	802	NA	NA
<u>Radeon HD 8670D</u>	780	703	NA	NA
<u>Radeon HD 8670D + 6670 Dual</u>	1361	440	NA	NA
<u>Radeon HD 8670D + 7700 Dual</u>	1788	371	NA	NA
<u>Radeon HD 8670D + HD 6670 Dual</u>	1221	483	NA	NA
<u>Radeon HD 8670D + HD 7000 Dual</u>	718	765	NA	NA
<u>Radeon HD 8670D + R5 235 Dual</u>	836	661	NA	NA
<u>Radeon HD 8670D + R7 200 Dual</u>	949	601	NA	NA
<u>Radeon HD 8670D + R7 240 Dual</u>	1020	563	NA	NA
<u>Radeon HD 8670M</u>	520	971	NA	NA
<u>Radeon HD 8690A</u>	602	882	NA	NA
<u>Radeon HD 8690M</u>	984	580	NA	NA
<u>Radeon HD 8730M</u>	1037	550	NA	NA
<u>Radeon HD 8750M</u>	1070	528	NA	NA
<u>Radeon HD 8790M</u>	1305	456	NA	NA
<u>Radeon HD 8790M / R9 M290X</u>	1210	485	NA	NA
<u>Radeon HD 8850M</u>	973	590	NA	NA
<u>Radeon HD 8850M / R9 M265X</u>	1139	503	NA	NA
<u>Radeon HD 8870M</u>	1638	395	NA	NA
<u>Radeon HD 8870M / R9 M270X / M370X</u>	1799	368	NA	NA
<u>Radeon HD 8950</u>	2990	260	NA	NA
<u>Radeon HD 8970M</u>	3876	209	<u>27.69</u>	<u>\$139.99</u>
Videocard Name	Passmark G3D Mark (higher is better)	Rank (lower is better)	Videocard Value (higher is better)	Price (USD)
<u>Radeon HD 8990</u>	5216	154	NA	NA
<u>RADEON HD6370D</u>	320	1098	NA	NA
<u>RADEON HD6410D</u>	422	1040	NA	NA
<u>RADEON HD6530D</u>	531	960	NA	NA

CPU Benchmarks

Video Card Benchmarks

Hard Drive Benchmarks

RAM

PC Systems

Android

iOS / iPhone

Videocard Name	Passmark G3D Mark (higher is better)	Rank (lower is better)	Videocard Value (higher is better)	Price (USD)
Radeon HD7570	1028	557	NA	NA
Radeon HD8490	366	1069	NA	NA
Radeon HD8530M	490	996	NA	NA
Radeon HD8970M	3368	233	NA	NA
Radeon IGP 320M	3	1693	NA	NA
Radeon IGP 340M	2	1721	NA	NA
RADEON IGP 345M	2	1715	NA	NA
RADEON IGP 350M	6	1642	NA	NA
Radeon Infoshock 3000	106	1325	NA	NA
Radeon Pro 450	2722	276	NA	NA
Radeon Pro 455	3112	251	NA	NA
Radeon Pro 460	3452	230	NA	NA
Radeon Pro 5300M	5881	132	NA	NA
Radeon Pro 5500M	6571	118	NA	NA
Radeon Pro 555	3140	247	NA	NA
Radeon Pro 560	3475	229	NA	NA
Radeon Pro 560X	3677	218	NA	NA
Radeon Pro 570	6336	120	NA	NA
Radeon Pro 570X	6604	117	NA	NA
Radeon Pro 580	7753	99	NA	NA
Radeon Pro Duo	9436	70	21.02	\$449.00*
Radeon Pro SSG	10497	52	NA	NA
Radeon Pro Vega 20	6318	121	NA	NA
Radeon Pro Vega 48	11872	37	NA	NA
Radeon Pro Vega 56	11915	36	NA	NA
Radeon Pro Vega 64	11455	41	NA	NA
Radeon Pro Vega II	11918	35	NA	NA
Radeon Pro W5500	8628	80	NA	NA
Radeon Pro W5700	12002	33	15.00	\$799.99
Radeon Pro WX 2100	2289	301	NA	NA
Radeon Pro WX 3100	3306	238	NA	NA
Radeon Pro WX 4100	4091	201	15.74	\$259.99
Radeon Pro WX 4130	2984	262	NA	NA
Radeon Pro WX 4150	3061	254	NA	NA

CPU Benchmarks

Video Card Benchmarks

Hard Drive Benchmarks

RAM

PC Systems

Android

iOS / iPhone

Videocard Name	Passmark G3D Mark (higher is better)	Rank (lower is better)	Videocard Value (higher is better)	Price (USD)
<u>Radeon Pro WX 5100</u>	5639	139	<u>15.84</u>	<u>\$355.99</u>
<u>Radeon Pro WX 7100</u>	7888	95	<u>15.78</u>	<u>\$499.99</u>
<u>Radeon PRO WX 8200</u>	11583	39	<u>11.94</u>	<u>\$969.99</u>
<u>Radeon Pro WX 9100</u>	10895	49	NA	NA
<u>Radeon Pro WX3200</u>	1766	372	NA	NA
<u>Radeon Pro WX4100</u>	3953	206	NA	NA
<u>Radeon R1E</u>	301	1113	NA	NA
<u>Radeon R2</u>	300	1115	NA	NA
<u>Radeon R2E</u>	242	1160	NA	NA
<u>Radeon R3</u>	371	1064	NA	NA
<u>Radeon R3E</u>	247	1155	NA	NA
Videocard Name	Passmark G3D Mark (higher is better)	Rank (lower is better)	Videocard Value (higher is better)	Price (USD)
<u>Radeon R4</u>	399	1056	NA	NA
<u>Radeon R5 220</u>	233	1166	<u>3.43</u>	<u>\$67.99</u>
<u>Radeon R5 230</u>	242	1159	<u>1.92</u>	<u>\$126.00</u>
<u>Radeon R5 235</u>	368	1065	<u>6.06</u>	<u>\$60.80</u>
<u>Radeon R5 235 + HD 7560D Dual</u>	743	741	NA	NA
<u>Radeon R5 235X</u>	367	1067	NA	NA
<u>Radeon R5 240</u>	650	833	<u>10.66</u>	<u>\$61.00*</u>
<u>Radeon R5 310</u>	331	1094	<u>0.66</u>	<u>\$499.00</u>
<u>Radeon R5 330</u>	557	927	<u>1.51</u>	<u>\$369.99*</u>
<u>Radeon R5 340</u>	1054	539	NA	NA
<u>Radeon R5 420</u>	757	723	NA	NA
<u>Radeon R5 430</u>	1015	565	NA	NA
<u>Radeon R5 A10-9600P 4C+6G</u>	805	684	NA	NA
<u>Radeon R5 A10-9620P 4C+6G</u>	796	690	NA	NA
<u>Radeon R5 A10-9630P 4C+6G</u>	1366	438	NA	NA
<u>Radeon R5 A6-7480</u>	675	811	NA	NA
<u>Radeon R5 A6-9400 RADEON R5_6 COMPUTE CORES 2C+4G</u>	680	800	NA	NA
<u>Radeon R5 A6-9500 2C+6G</u>	1040	548	NA	NA
<u>Radeon R5 M230</u>	563	921	NA	NA
<u>Radeon R5 M240</u>	556	929	NA	NA
<u>Radeon R5 M255</u>	764	716	NA	NA

CPU Benchmarks

Video Card Benchmarks

Hard Drive Benchmarks

RAM

PC Systems

Android

iOS / iPhone

Videocard Name	Passmark G3D Mark (higher is better)	Rank (lower is better)	Videocard Value (higher is better)	Price (USD)
Radeon R5 M315	609	876	NA	NA
Radeon R5 M320	520	970	NA	NA
Radeon R5 M330	595	891	NA	NA
Radeon R5 M335	548	940	NA	NA
Radeon R5 M420	546	946	NA	NA
Radeon R5 M430	648	836	NA	NA
Radeon R5 M435	734	752	NA	NA
Radeon R5 Opteron X3216	436	1031	NA	NA
Radeon R5 PRO A10-8730B 4C+6G	822	672	NA	NA
Radeon R5 PRO A6-8530B 2C+4G	689	792	NA	NA
Radeon R5 PRO A6-8570 2C+6G	1079	525	NA	NA
Radeon R5 PRO A6-8570E 2C+4G	839	659	NA	NA
Radeon R5 PRO A6-9500 2C+6G	895	629	NA	NA
Radeon R5 PRO A6-9500B 2C+4G	693	789	NA	NA
Radeon R5 PRO A6-9500E 2C+4G	877	641	NA	NA
Radeon R5 PRO A8-9600B 4C+6G	845	656	NA	NA
Radeon R5E	338	1090	NA	NA
Radeon R6	643	842	NA	NA
Radeon R6 + R7 M265DX Dual	570	916	NA	NA
Radeon R6 A10-8700P	680	801	NA	NA
Radeon R6 A8-8600P	560	923	NA	NA
Radeon R6 M255DX	597	889	NA	NA
Radeon R6 Opteron X3418	955	598	NA	NA
Radeon R6 PRO A10-8700B 4C+6G	572	914	NA	NA
Radeon R6 PRO A8-8600B 4C+6G	593	893	NA	NA
Radeon R7 + HD 7700 Dual	1962	346	NA	NA
Radeon R7 + R5 330 Dual	1028	558	NA	NA
Radeon R7 + R5 435 Dual A10-9700 RADEON	885	634	NA	NA
Videocard Name	Passmark G3D Mark (higher is better)	Rank (lower is better)	Videocard Value (higher is better)	Price (USD)
Radeon R7 + R7 200 Dual	1279	465	NA	NA
Radeon R7 + R7 240 Dual	1045	546	NA	NA
Radeon R7 + R7 350 Dual	1982	341	NA	NA
Radeon R7 240	974	587	12.99	\$74.99

CPU Benchmarks

Video Card Benchmarks

Hard Drive Benchmarks

RAM

PC Systems

Android

iOS / iPhone

Videocard Name	Passmark G3D Mark (higher is better)	Rank (lower is better)	Videocard Value (higher is better)	Price (USD)
<u>Radeon R7 240 + HD 8570D Dual</u>	917	619	NA	NA
<u>Radeon R7 240 + HD 8670D Dual</u>	930	613	NA	NA
<u>Radeon R7 250</u>	1403	431	<u>13.19</u>	<u>\$106.45</u>
<u>Radeon R7 250X</u>	2268	307	<u>8.70</u>	<u>\$260.70*</u>
<u>Radeon R7 260</u>	2891	268	<u>32.13</u>	<u>\$89.99*</u>
<u>Radeon R7 260X</u>	3185	245	<u>14.48</u>	<u>\$220.00*</u>
<u>Radeon R7 340</u>	1047	545	NA	NA
<u>Radeon R7 360</u>	3320	237	<u>22.64</u>	<u>\$146.65*</u>
<u>Radeon R7 370</u>	4639	174	NA	NA
<u>Radeon R7 430</u>	1338	448	<u>12.90</u>	<u>\$103.79</u>
<u>Radeon R7 450</u>	2193	316	<u>24.37</u>	<u>\$89.99*</u>
<u>Radeon R7 A10 Extreme Edition</u>	790	698	NA	NA
<u>Radeon R7 A10 PRO-7800B</u>	756	726	NA	NA
<u>Radeon R7 A10 PRO-7850B</u>	962	596	NA	NA
<u>Radeon R7 A10-7700K</u>	896	628	NA	NA
<u>Radeon R7 A10-7800</u>	889	632	NA	NA
<u>Radeon R7 A10-7850K</u>	1021	561	NA	NA
<u>Radeon R7 A10-7860K</u>	974	586	NA	NA
<u>Radeon R7 A10-7870K</u>	1122	511	NA	NA
<u>Radeon R7 A10-7890K</u>	1152	497	NA	NA
<u>Radeon R7 A10-8750</u>	976	585	NA	NA
<u>Radeon R7 A10-8850</u>	1114	515	NA	NA
<u>Radeon R7 A10-9700 RADEON</u>	1166	492	NA	NA
<u>Radeon R7 A10-9700E RADEON</u>	1100	519	NA	NA
<u>Radeon R7 A12-9700P RADEON</u>	754	728	NA	NA
<u>Radeon R7 A12-9720P RADEON</u>	921	617	NA	NA
<u>Radeon R7 A12-9730P RADEON</u>	861	649	NA	NA
<u>Radeon R7 A12-9800 RADEON</u>	1248	475	NA	NA
<u>Radeon R7 A12-9800E RADEON</u>	1105	518	NA	NA
<u>Radeon R7 A265</u>	954	599	NA	NA
<u>Radeon R7 A370</u>	1281	464	NA	NA
<u>Radeon R7 A8 PRO-7600B</u>	743	742	NA	NA
<u>Radeon R7 A8-7500</u>	1027	559	NA	NA
<u>Radeon R7 A8-7500 4C+6G</u>	853	651	NA	NA

CPU Benchmarks

Video Card Benchmarks

Hard Drive Benchmarks

RAM

PC Systems

Android

iOS / iPhone

Videocard Name	Passmark G3D Mark (higher is better)	Rank (lower is better)	Videocard Value (higher is better)	Price (USD)
Radeon R7 A8-7600	922	615	NA	NA
Radeon R7 A8-7650K	862	648	NA	NA
Radeon R7 A8-7670K	876	642	NA	NA
Radeon R7 A8-7680	948	602	NA	NA
Radeon R7 A8-8650	912	623	NA	NA
Radeon R7 A8-9600 RADEON	1068	530	NA	NA
Radeon R7 FX-8800P	1029	556	NA	NA
Radeon R7 FX-9800P RADEON	851	653	1.61	\$530.00*
Radeon R7 FX-9830P RADEON	1790	369	NA	NA
Radeon R7 M260	661	822	0.83	\$799.00*
Radeon R7 M260DX	750	733	NA	NA
Videocard Name	Passmark G3D Mark (higher is better)	Rank (lower is better)	Videocard Value (higher is better)	Price (USD)
Radeon R7 M260X	1115	513	NA	NA
Radeon R7 M265	813	679	NA	NA
Radeon R7 M270	768	715	NA	NA
Radeon R7 M340	796	692	NA	NA
Radeon R7 M350	1274	467	NA	NA
Radeon R7 M360	700	783	NA	NA
Radeon R7 M365X	901	627	NA	NA
Radeon R7 M370	1417	430	NA	NA
Radeon R7 M440	968	591	NA	NA
Radeon R7 M445	1040	549	NA	NA
Radeon R7 M460	1136	505	NA	NA
Radeon R7 M465	1306	455	NA	NA
Radeon R7 M465X	2057	331	NA	NA
Radeon R7 Opteron X3421	1043	547	NA	NA
Radeon R7 PRO A10-8750B	954	600	NA	NA
Radeon R7 PRO A10-8770	1319	449	NA	NA
Radeon R7 PRO A10-8770E	1134	506	NA	NA
Radeon R7 PRO A10-8850B	945	604	NA	NA
Radeon R7 PRO A10-9700	1263	470	NA	NA
Radeon R7 PRO A10-9700B	1066	531	NA	NA
Radeon R7 PRO A10-9700E	1142	501	NA	NA
Radeon R7 PRO A12-8800B	743	740	NA	NA

CPU Benchmarks

Video Card Benchmarks

Hard Drive Benchmarks

RAM

PC Systems

Android

iOS / iPhone

Videocard Name	Passmark G3D Mark (higher is better)	Rank (lower is better)	Videocard Value (higher is better)	Price (USD)
<u>Radeon R7 PRO A12-8830B</u>	882	637	NA	NA
<u>Radeon R7 PRO A12-8870</u>	1375	435	NA	NA
<u>Radeon R7 PRO A12-8870E</u>	1160	495	NA	NA
<u>Radeon R7 PRO A12-9800</u>	1340	447	NA	NA
<u>Radeon R7 PRO A12-9800B</u>	829	670	NA	NA
<u>Radeon R7 PRO A12-9800E</u>	1014	566	NA	NA
<u>Radeon R7 PRO A6-9500 2C+6G</u>	781	702	NA	NA
<u>Radeon R7 PRO A8-8650B</u>	832	664	NA	NA
<u>Radeon R7 PRO A8-9600</u>	1049	544	NA	NA
<u>Radeon R8 M365DX</u>	740	748	NA	NA
<u>Radeon R8 M445DX</u>	840	658	NA	NA
<u>Radeon R8 M535DX</u>	695	788	NA	NA
<u>Radeon R9 255</u>	1814	366	<u>5.27</u>	<u>\$344.16*</u>
<u>Radeon R9 260</u>	3018	259	NA	NA
<u>Radeon R9 270 / R7 370</u>	4258	195	<u>25.66</u>	<u>\$165.99</u>
<u>Radeon R9 270X</u>	4698	170	<u>15.72</u>	<u>\$299.00</u>
<u>Radeon R9 280</u>	5386	147	NA	NA
<u>Radeon R9 280X</u>	5850	133	NA	NA
<u>Radeon R9 285 / 380</u>	5549	142	<u>17.90</u>	<u>\$310.00</u>
<u>Radeon R9 290 / 390</u>	7160	111	<u>18.36</u>	<u>\$389.99</u>
<u>Radeon R9 290X / 390X</u>	7459	104	<u>10.83</u>	<u>\$688.88</u>
<u>Radeon R9 295X2</u>	7789	98	<u>7.08</u>	<u>\$1,099.99*</u>
<u>Radeon R9 350</u>	2235	312	<u>21.52</u>	<u>\$103.85</u>
<u>Radeon R9 360</u>	3031	258	<u>5.84</u>	<u>\$519.00*</u>
<u>Radeon R9 370</u>	4722	169	NA	NA
<u>Radeon R9 380</u>	6170	123	<u>23.29</u>	<u>\$264.99*</u>
<u>Radeon R9 380X</u>	6246	122	<u>14.04</u>	<u>\$445.00*</u>
Videocard Name	Passmark G3D Mark (higher is better)	Rank (lower is better)	Videocard Value (higher is better)	Price (USD)
<u>Radeon R9 390</u>	8121	89	NA	NA
<u>Radeon R9 390X</u>	8512	84	NA	NA
<u>Radeon R9 Fury</u>	9216	71	<u>23.04</u>	<u>\$399.99*</u>
<u>Radeon R9 Fury + Fury X</u>	8490	85	<u>35.38</u>	<u>\$239.99</u>
<u>Radeon R9 M265X</u>	1289	459	NA	NA
<u>Radeon R9 M270X</u>	1444	426	NA	NA

CPU Benchmarks

Video Card Benchmarks

Hard Drive Benchmarks

RAM

PC Systems

Android

iOS / iPhone

Videocard Name	Passmark G3D Mark (higher is better)	Rank (lower is better)	Videocard Value (higher is better)	Price (USD)
Radeon R9 M275	1114	514	1.59	\$699.99*
Radeon R9 M275X / M375	1525	417	NA	NA
Radeon R9 M280X	1349	442	NA	NA
Radeon R9 M290X	4060	202	NA	NA
Radeon R9 M295X	5150	157	NA	NA
Radeon R9 M360	2042	337	NA	NA
Radeon R9 M370X	1931	353	NA	NA
Radeon R9 M375	1219	484	NA	NA
Radeon R9 M375X	2131	324	NA	NA
Radeon R9 M380	3050	255	NA	NA
Radeon R9 M385X	885	635	NA	NA
Radeon R9 M390X	4356	187	NA	NA
Radeon R9 M395	5104	159	NA	NA
Radeon R9 M395X	5782	136	NA	NA
Radeon R9 M470	2435	292	NA	NA
Radeon R9 M470X	3563	221	NA	NA
Radeon RX 460	4332	188	34.09	\$127.08*
Radeon RX 470	7825	97	26.00	\$300.95*
Radeon RX 480	8156	88	23.44	\$348.00
Radeon RX 540	2288	302	NA	NA
Radeon RX 550	3414	232	42.68	\$79.99
Radeon RX 5500 XT	8166	87	45.37	\$179.99
Radeon RX 5500M	3190	243	NA	NA
Radeon RX 550X	1708	387	NA	NA
Radeon RX 560	4284	191	42.84	\$99.99
Radeon RX 5600 XT	11928	34	42.60	\$279.99
Radeon RX 560X	3520	226	NA	NA
Radeon RX 570	6969	113	58.08	\$119.99
Radeon RX 5700	12603	27	42.02	\$299.95
Radeon RX 5700 XT	14104	15	37.12	\$379.99
Radeon RX 5700 XT 50th Anniversary	14215	13	NA	NA
Radeon RX 580	8610	82	53.82	\$159.99
Radeon RX 580 2048SP	8169	86	NA	NA
Radeon RX 590	9464	67	43.02	\$219.99

CPU Benchmarks

Video Card Benchmarks

Hard Drive Benchmarks

RAM

PC Systems

Android

iOS / iPhone

Videocard Name	Passmark G3D Mark (higher is better)	Rank (lower is better)	Videocard Value (higher is better)	Price (USD)
Radeon RX Vega 10	1717	383	NA	NA
Radeon RX Vega 11	2276	305	NA	NA
Radeon RX Vega 56	12052	32	48.21	\$249.99
Radeon RX Vega 64	12298	30	31.54	\$389.99*
Radeon RX Vega 8	1745	376	NA	NA
Radeon RX Vega M GH	7057	112	NA	NA
Radeon RX Vega M GL	5154	156	NA	NA
Radeon RX Vega11	1819	365	NA	NA
Radeon Sky 500	4889	164	NA	NA
Videocard Name	Passmark G3D Mark (higher is better)	Rank (lower is better)	Videocard Value (higher is better)	Price (USD)
Radeon TM R9 A360	2148	321	NA	NA
Radeon Vega 10	1750	373	NA	NA
Radeon Vega 10 Mobile	1656	394	NA	NA
Radeon Vega 11	1749	375	NA	NA
Radeon Vega 3	1073	527	2.75	\$389.99
Radeon Vega 3 Mobile	1108	516	NA	NA
Radeon Vega 6	1553	411	0.86	\$1,799.99*
Radeon Vega 8	1735	377	NA	NA
Radeon Vega 8 Mobile	1635	396	NA	NA
Radeon Vega 9	1855	359	NA	NA
Radeon Vega Frontier Edition	11137	48	18.56	\$599.99*
Radeon VII	14350	11	16.33	\$879.00
Radeon X1050	49	1484	NA	NA
Radeon X1200	32	1547	NA	NA
Radeon X1250	37	1526	NA	NA
Radeon X1270	31	1553	NA	NA
Radeon X1300	58	1460	0.57	\$101.99*
Radeon X1300 PRO	84	1389	NA	NA
Radeon X1550	66	1438	0.59	\$113.00*
Radeon X1550 64-bit	47	1488	NA	NA
Radeon X1600	49	1482	NA	NA
Radeon X1600 Pro	98	1344	NA	NA
Radeon X1600 Pro / X1300XT	69	1427	NA	NA
Radeon X1600 XT	115	1303	NA	NA

CPU Benchmarks

Video Card Benchmarks

Hard Drive Benchmarks

RAM

PC Systems

Android

iOS / iPhone

Videocard Name	Passmark G3D Mark (higher is better)	Rank (lower is better)	Videocard Value (higher is better)	Price (USD)
Radeon X1650 GTO	74	1414	NA	NA
Radeon X1650 Pro	84	1385	0.53	\$160.89*
Radeon X1650 SE	71	1422	NA	NA
Radeon X1700 Targa Edition	116	1300	NA	NA
Radeon X1800 GTO	140	1261	NA	NA
Radeon X1900 CrossFire Edition	137	1270	NA	NA
Radeon X1900 GT	145	1255	NA	NA
Radeon X1950 CrossFire Edition	151	1249	NA	NA
Radeon X1950 GT	106	1326	NA	NA
Radeon X1950 Pro	112	1309	NA	NA
RADEON X300SE	38	1524	NA	NA
RADEON X550	50	1477	NA	NA
RADEON X550XT	56	1469	NA	NA
Radeon X550XTX	70	1423	NA	NA
RADEON X600 256MB HyperMemory	56	1468	NA	NA
RADEON X600XT	91	1370	NA	NA
RADEON X700	72	1419	NA	NA
RADEON X700 PRO	75	1411	NA	NA
RADEON X700 SE	71	1421	NA	NA
RADEON X800 GT	84	1390	NA	NA
RADEON X800 GTO	76	1409	NA	NA
RADEON X800 PRO	64	1443	NA	NA
RADEON X800 PRO/GTO	73	1417	NA	NA
RADEON X800 XL	69	1426	NA	NA
RADEON X800 XT	97	1352	NA	NA
Videocard Name	Passmark G3D Mark (higher is better)	Rank (lower is better)	Videocard Value (higher is better)	Price (USD)
RADEON X800GT	79	1406	NA	NA
RADEON X850 PRO	72	1418	NA	NA
RADEON X850 XT	81	1402	NA	NA
RADEON X850 XT Platinum Edition	81	1396	NA	NA
Radeon Xpress 1100	34	1540	NA	NA
Radeon Xpress 1150	29	1557	NA	NA
Radeon Xpress 1200	35	1531	NA	NA
Radeon Xpress 1250	42	1505	NA	NA

CPU Benchmarks	Video Card Benchmarks	Hard Drive Benchmarks	RAM	PC Systems	Android	iOS / iPhone
Videocard Name			Passmark G3D Mark (higher is better)	Rank (lower is better)	Videocard Value (higher is better)	Price (USD)
	Radeon Xpress 1270		26	1569	NA	NA
	RADEON XPRESS 200		29	1558	NA	NA
	RADEON XPRESS 200M		22	1585	NA	NA
	RadeonT R5 430		1123	510	NA	NA
	RadeonT R7 450		2184	317	NA	NA
	RadeonT RX 5500M		5200	155	NA	NA
	RAGE 128 PRO AGP 4X TMDS		1	1727	NA	NA
	Rage Fury Pro/Xpert 2000 Pro		3	1704	NA	NA
	Red Hat QXL controller		31	1550	NA	NA
	RGH Drivers v3		11	1614	NA	NA
	RIVA TNT2 Model 64/Model 64 Pro		3	1688	NA	NA
	RIVA TNT2/TNT2 Pro		3	1697	NA	NA
	RV530 PRO		118	1294	NA	NA
	Ryzen 5 2500U with Radeon Vega		1503	419	NA	NA
	Ryzen 7 2700U with Radeon Vega		1617	400	NA	NA
	S3 Chrome 430 ULP		39	1516	NA	NA
	S3 Chrome S25 DDR2		18	1594	NA	NA
	S3 ProSavageDDR		1	1726	NA	NA
	SAPPHIRE RADEON 9600 ATLANTIS		47	1490	NA	NA
	SAPPHIRE Radeon X1550		61	1452	NA	NA
	Sapphire RADEON X800 GT		112	1312	NA	NA
	SUMO 9640		650	832	NA	NA
	SUMO 964A		497	991	NA	NA
	Tesla C2050		3515	227	13.02	\$269.99
	Tesla C2050 / C2070		3428	231	NA	NA
	Tesla C2070		3274	239	NA	NA
	Tesla C2075		3364	234	5.65	\$595.75
	Tesla M60		7323	107	3.12	\$2,350.00
	Tesla P100-PCIE-16GB		7225	108	NA	NA
	TITAN RTX		16141	3	6.46	\$2,499.00
	TITAN V		14452	10	4.55	\$3,179.00*
	TITAN V CEO Edition		16987	1	NA	NA
	TITAN Xp COLLECTORS EDITION		14976	6	NA	NA
	TRINITY DEVASTATOR MOBILE		699	785	NA	NA

CPU Benchmarks

Video Card Benchmarks

Hard Drive Benchmarks

RAM

PC Systems


Android

iOS / iPhone

Videocard Name	Passmark G3D Mark (higher is better)	Rank (lower is better)	Videocard Value (higher is better)	Price (USD)
<u>TRINITY SCRAPPER MOBILE</u>	498	989	NA	NA
<u>Vanta/Vanta LT</u>	3	1706	NA	NA
<u>VIA Chrome9 HC IGP</u>	4	1676	NA	NA
<u>VIA Chrome9 HC IGP Family</u>	3	1686	NA	NA
<u>VIA Chrome9 HC IGP Family WDDM</u>	3	1695	NA	NA
<u>VIA Chrome9 HC IGP Prerelease WDDM 1.1</u>	2	1723	NA	NA
<u>VIA Chrome9 HC IGP WDDM</u>	2	1712	NA	NA
Videocard Name	Passmark G3D Mark (higher is better)	Rank (lower is better)	Videocard Value (higher is better)	Price (USD)
<u>VIA Chrome9 HC IGP WDDM 1.1</u>	2	1713	NA	NA
<u>VIA Chrome9 HCM IGP</u>	1	1725	NA	NA
<u>VIA Chrome9 HD IGP</u>	10	1617	NA	NA
<u>VIA/S3G Chrome 645/640 GPU</u>	109	1322	NA	NA
<u>VIA/S3G DeltaChrome IGP</u>	3	1699	NA	NA
<u>VIA/S3G KM400/KN400</u>	4	1681	NA	NA
<u>VIA/S3G UniChrome IGP</u>	4	1677	NA	NA
<u>VIA/S3G UniChrome Pro IGP</u>	4	1667	NA	NA
<u>VIA/S3G UniChromell</u>	5	1644	NA	NA
<u>Wine Display Adapter</u>	261	1146	NA	NA
<u>Xabre</u>	5	1659	NA	NA
<u>XFx Radeon HD 4650 AGP</u>	109	1320	NA	NA

* - Last price seen from our affiliates.






Sprawdź ofertę Plusa!

Wybierz najnowszy smartfon Huawei P smart Pro na plus.pl!

 Huawei P smart Pro

SPRAWDŹ

[CPU Benchmarks](#) [Video Card Benchmarks](#) [Hard Drive Benchmarks](#) [RAM](#) [PC Systems](#) [Android](#) [iOS / iPhone](#)

<u>Software</u>	<u>Hardware</u>	<u>Benchmarks</u>	<u>About Us</u>	<u>Services</u>	<u>International</u>
CPU Benchmarks	Video Card Benchmarks	Hard Drive Benchmarks	RAM	PC Systems	Android iOS / iPhone
BurnInTest	USB3.0	CPU	Company	Store	Disclaimer
PerformanceTest	Loopback Plugs	Benchmarks	Contact Us	Support	Refunds
OSForensics	USB2.0	Video Card Benchmarks	The Press Room	Forums	Privacy
MemTest86	Loopback Plugs	Hard Drive Benchmarks			Social
WirelessMon	PCIe Test Cards	RAM Benchmarks			
Zoom Search Engine	USB Power Delivery Tester	PC Systems Benchmarks			
Free Software	Serial and Parallel Loopback Plugs	Android Benchmarks			
	USB Short Circuit Testers	iOS / iPhone Benchmarks			

Copyright © 2020 PassMark® Software

